

---

# Fall 2015 Graduating Class The Outcomes Survey

---

12-Month Snapshot of Post-  
Graduation Responses

---

Responses as of December 2016

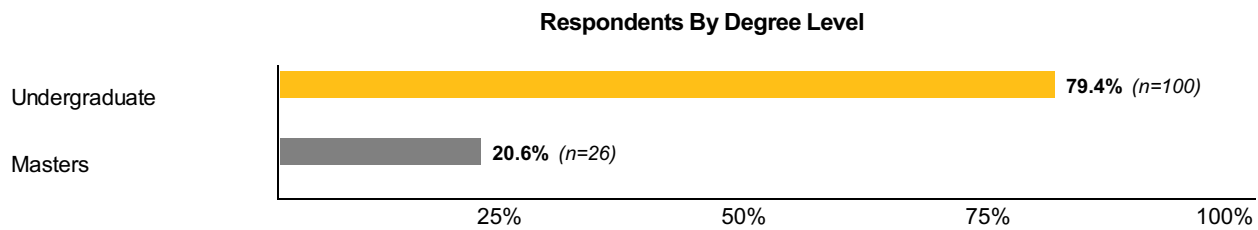
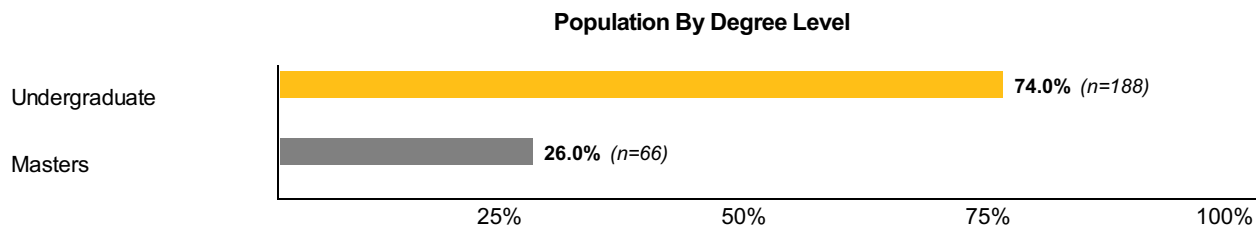
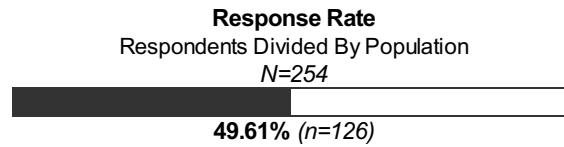
---

Academic and Student Affairs  
Office of Academic Assessment and Institutional Research  
303 University Drive  
UOG Station, Mangilao, GU 96923  
671-735-2585  
[www.uog.edu](http://www.uog.edu)

---



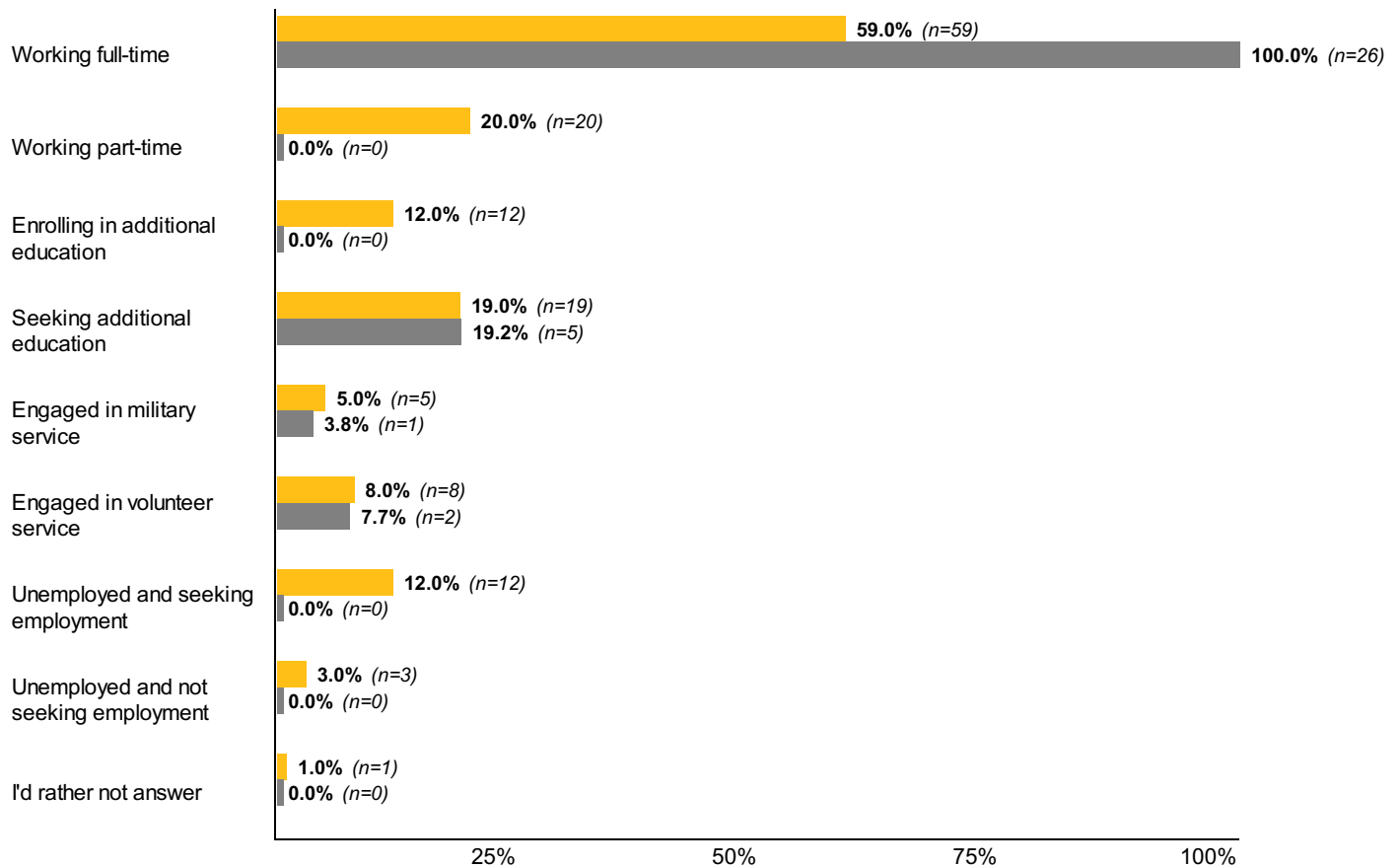
## Response Rate Summary



## General Outcomes

**Core 1:** Which of the following options represent your post-graduation situation at this time?  
(Select all that apply)

Undergraduate (*n*=100)  
 Masters (*n*=26)



## General Outcomes

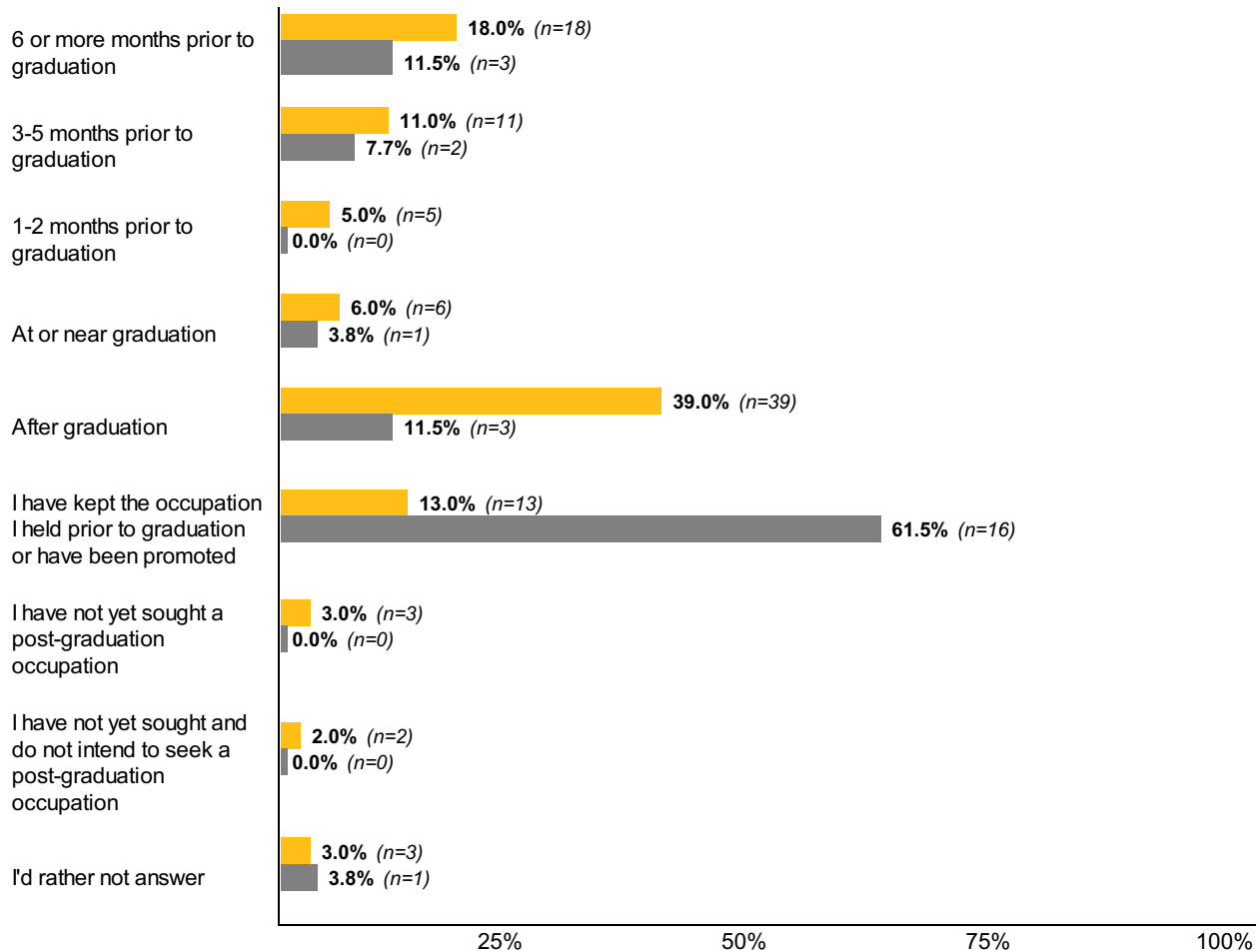
**Core 2:** Which of the options above would you identify as your primary status post-graduation?

	<b>Undergraduate</b> <i>n=100</i>	<b>Masters</b> <i>n=26</i>
Working full-time	<b>53.0%</b> ( <i>n=53</i> )	<b>100.0%</b> ( <i>n=26</i> )
Working part-time	<b>16.0%</b> ( <i>n=16</i> )	<b>0.0%</b> ( <i>n=0</i> )
Enrolling in additional education	<b>8.0%</b> ( <i>n=8</i> )	<b>0.0%</b> ( <i>n=0</i> )
Seeking additional education	<b>7.0%</b> ( <i>n=7</i> )	<b>0.0%</b> ( <i>n=0</i> )
Engaged in military service	<b>2.0%</b> ( <i>n=2</i> )	<b>0.0%</b> ( <i>n=0</i> )
Engaged in volunteer service	<b>1.0%</b> ( <i>n=1</i> )	<b>0.0%</b> ( <i>n=0</i> )
Unemployed and seeking employment	<b>11.0%</b> ( <i>n=11</i> )	<b>0.0%</b> ( <i>n=0</i> )
I'd rather not answer	<b>2.0%</b> ( <i>n=2</i> )	<b>0.0%</b> ( <i>n=0</i> )

## General Outcomes

**Core 3:** When did you begin to pursue your primary post-graduation occupation?

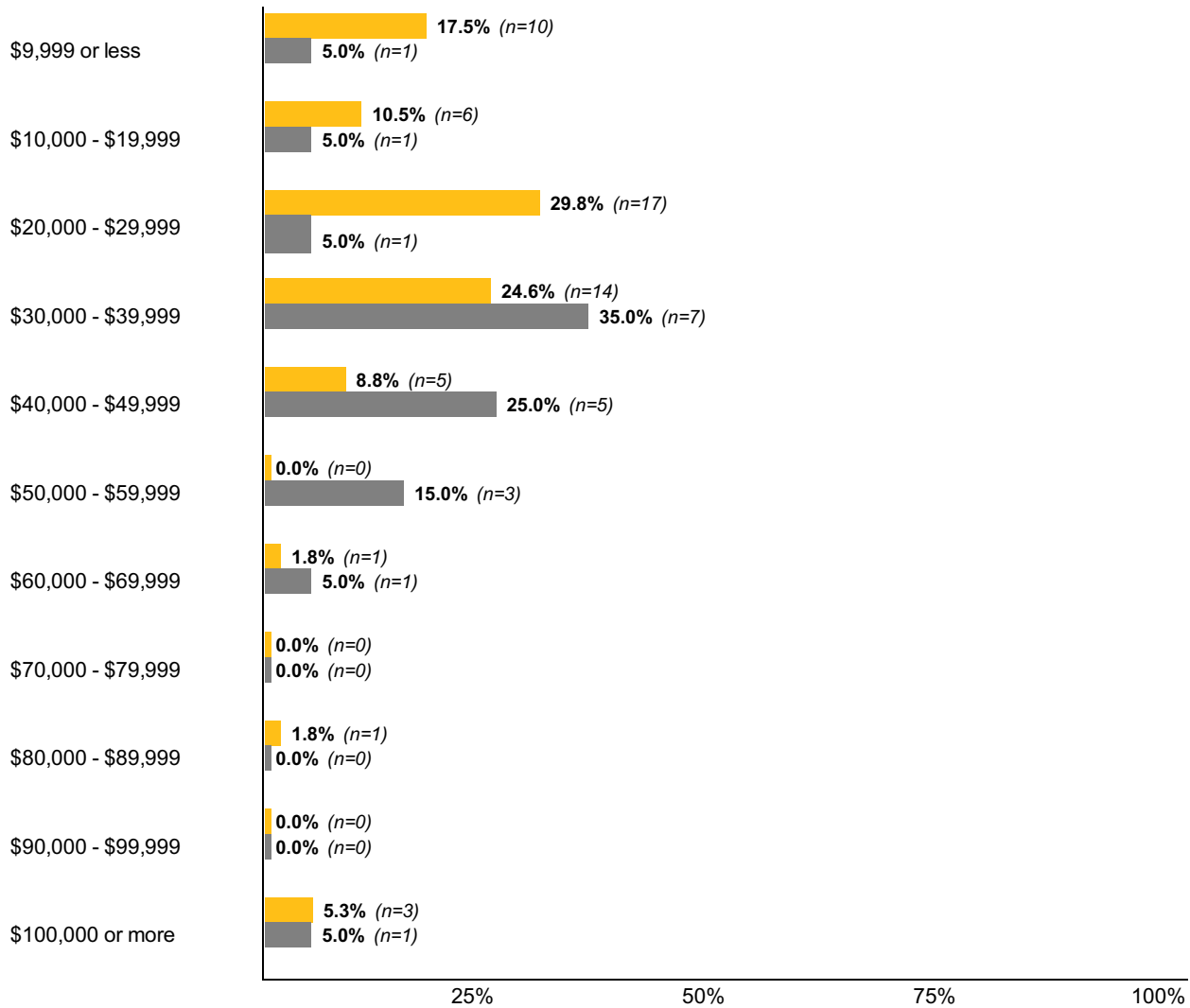
Undergraduate (*n*=100)  
 Masters (*n*=26)



## Occupation

**Core 5:** Please enter your expected total annual income, and if applicable, guaranteed bonus(es) below.

Undergraduate (n=57)  
 Masters (n=20)



Overall median income: **\$30,000**

Median income for *Undergraduate* students: **\$27,000**

Median income for *Masters* students: **\$39,000**

To protect respondent confidentiality, median incomes have been rounded to the nearest \$500 interval.

## Occupation

**Core 6:** Which of the following best describes your occupation?

	<b>Undergraduate</b> <i>n=72</i>	<b>Masters</b> <i>n=23</i>
Employed by an organization	<b>59.7%</b> ( <i>n=43</i> )	<b>78.3%</b> ( <i>n=18</i> )
Engaged in an entrepreneurial / start-up effort as an owner	<b>1.4%</b> ( <i>n=1</i> )	<b>4.3%</b> ( <i>n=1</i> )
Employed freelance	<b>2.8%</b> ( <i>n=2</i> )	<b>0.0%</b> ( <i>n=0</i> )
Self-employed	<b>1.4%</b> ( <i>n=1</i> )	<b>0.0%</b> ( <i>n=0</i> )
Employed in a temporary / contract work assignment	<b>12.5%</b> ( <i>n=9</i> )	<b>0.0%</b> ( <i>n=0</i> )
Employed in a faculty position at an institution of higher learning	<b>2.8%</b> ( <i>n=2</i> )	<b>4.3%</b> ( <i>n=1</i> )
Employed in any other work category	<b>12.5%</b> ( <i>n=9</i> )	<b>8.7%</b> ( <i>n=2</i> )
I'd rather not answer	<b>6.9%</b> ( <i>n=5</i> )	<b>4.3%</b> ( <i>n=1</i> )

## Occupation

**Core 7:** Do you/will you hold more than one paid position?

	<b>Undergraduate</b> <i>n=72</i>	<b>Masters</b> <i>n=23</i>
Yes	<b>34.7%</b> ( <i>n=25</i> )	<b>17.4%</b> ( <i>n=4</i> )
No	<b>56.9%</b> ( <i>n=41</i> )	<b>78.3%</b> ( <i>n=18</i> )
I'd rather not answer	<b>8.3%</b> ( <i>n=6</i> )	<b>4.3%</b> ( <i>n=1</i> )



## Occupation: Industry

**Core 9 & Core 13:** Which of the following best describes the industry and job function of the occupation you do/will hold?

	Undergraduate <i>n=50</i>	Masters <i>n=19</i>
Education	<b>26.0%</b> ( <i>n=13</i> )	<b>42.1%</b> ( <i>n=8</i> )
Government / Public Administration	<b>8.0%</b> ( <i>n=4</i> )	<b>21.1%</b> ( <i>n=4</i> )
Healthcare / Health Services	<b>8.0%</b> ( <i>n=4</i> )	<b>0.0%</b> ( <i>n=0</i> )
Law Enforcement & Security	<b>6.0%</b> ( <i>n=3</i> )	<b>5.3%</b> ( <i>n=1</i> )
Banking	<b>4.0%</b> ( <i>n=2</i> )	<b>5.3%</b> ( <i>n=1</i> )
Telecommunications	<b>4.0%</b> ( <i>n=2</i> )	<b>5.3%</b> ( <i>n=1</i> )
Accounting	<b>6.0%</b> ( <i>n=3</i> )	<b>0.0%</b> ( <i>n=0</i> )
Retail / Wholesale	<b>4.0%</b> ( <i>n=2</i> )	<b>0.0%</b> ( <i>n=0</i> )
Travel & Tourism	<b>4.0%</b> ( <i>n=2</i> )	<b>0.0%</b> ( <i>n=0</i> )
Information Technology	<b>4.0%</b> ( <i>n=2</i> )	<b>0.0%</b> ( <i>n=0</i> )
Other / Unspecified	<b>4.0%</b> ( <i>n=2</i> )	<b>0.0%</b> ( <i>n=0</i> )
Communications	<b>2.0%</b> ( <i>n=1</i> )	<b>0.0%</b> ( <i>n=0</i> )
Business Services	<b>2.0%</b> ( <i>n=1</i> )	<b>0.0%</b> ( <i>n=0</i> )
Sciences	<b>2.0%</b> ( <i>n=1</i> )	<b>0.0%</b> ( <i>n=0</i> )
Computers	<b>2.0%</b> ( <i>n=1</i> )	<b>0.0%</b> ( <i>n=0</i> )
Entrepreneurial / Start-Ups	<b>0.0%</b> ( <i>n=0</i> )	<b>5.3%</b> ( <i>n=1</i> )
Food Services	<b>2.0%</b> ( <i>n=1</i> )	<b>0.0%</b> ( <i>n=0</i> )
Agriculture	<b>0.0%</b> ( <i>n=0</i> )	<b>5.3%</b> ( <i>n=1</i> )
Law	<b>0.0%</b> ( <i>n=0</i> )	<b>5.3%</b> ( <i>n=1</i> )
Social Services	<b>2.0%</b> ( <i>n=1</i> )	<b>0.0%</b> ( <i>n=0</i> )

12-Month Post Graduation Survey Snapshot

Hospitality - Hotel / Restaurant Management	2.0% (n=1)	0.0% (n=0)
Museums & Libraries	2.0% (n=1)	0.0% (n=0)
Food & Beverage	0.0% (n=0)	5.3% (n=1)
Human Resources	2.0% (n=1)	0.0% (n=0)
Medicine	2.0% (n=1)	0.0% (n=0)
Fine Arts	2.0% (n=1)	0.0% (n=0)

For data standards information and disclaimers, go to [TheOutcomesSurvey.com/DataStandards.html](http://TheOutcomesSurvey.com/DataStandards.html)

## Occupation: Job Function

**Core 9 & Core 13:** Which of the following best describes the industry and job function of the occupation you do/will hold?

	<b>Undergraduate</b> <i>n=50</i>	<b>Masters</b> <i>n=20</i>
Teaching / Education	<b>16.0%</b> ( <i>n=8</i> )	<b>30.0%</b> ( <i>n=6</i> )
Accounting / Auditing	<b>10.0%</b> ( <i>n=5</i> )	<b>5.0%</b> ( <i>n=1</i> )
Education & Training	<b>0.0%</b> ( <i>n=0</i> )	<b>15.0%</b> ( <i>n=3</i> )
Marketing	<b>6.0%</b> ( <i>n=3</i> )	<b>0.0%</b> ( <i>n=0</i> )
Information Technology	<b>6.0%</b> ( <i>n=3</i> )	<b>0.0%</b> ( <i>n=0</i> )
Criminal Justice	<b>4.0%</b> ( <i>n=2</i> )	<b>5.0%</b> ( <i>n=1</i> )
Administration	<b>4.0%</b> ( <i>n=2</i> )	<b>5.0%</b> ( <i>n=1</i> )
Human Resources	<b>6.0%</b> ( <i>n=3</i> )	<b>0.0%</b> ( <i>n=0</i> )
Other	<b>4.0%</b> ( <i>n=2</i> )	<b>5.0%</b> ( <i>n=1</i> )
Childcare	<b>4.0%</b> ( <i>n=2</i> )	<b>0.0%</b> ( <i>n=0</i> )
Management	<b>2.0%</b> ( <i>n=1</i> )	<b>5.0%</b> ( <i>n=1</i> )
Social Work	<b>4.0%</b> ( <i>n=2</i> )	<b>0.0%</b> ( <i>n=0</i> )
Law Enforcement / Security	<b>2.0%</b> ( <i>n=1</i> )	<b>5.0%</b> ( <i>n=1</i> )
Sales	<b>4.0%</b> ( <i>n=2</i> )	<b>0.0%</b> ( <i>n=0</i> )
Account Management / Planning	<b>2.0%</b> ( <i>n=1</i> )	<b>0.0%</b> ( <i>n=0</i> )
Finance	<b>2.0%</b> ( <i>n=1</i> )	<b>0.0%</b> ( <i>n=0</i> )
Real Estate	<b>2.0%</b> ( <i>n=1</i> )	<b>0.0%</b> ( <i>n=0</i> )
Research & Development	<b>2.0%</b> ( <i>n=1</i> )	<b>0.0%</b> ( <i>n=0</i> )
Technician	<b>2.0%</b> ( <i>n=1</i> )	<b>0.0%</b> ( <i>n=0</i> )
Economic / Community Development	<b>2.0%</b> ( <i>n=1</i> )	<b>0.0%</b> ( <i>n=0</i> )

For data standards information and disclaimers, go to [TheOutcomesSurvey.com/DataStandards.html](http://TheOutcomesSurvey.com/DataStandards.html)

12-Month Post Graduation Survey Snapshot

Customer Service	2.0% (n=1)	0.0% (n=0)
Business Development	0.0% (n=0)	5.0% (n=1)
Administrative / Support Services	0.0% (n=0)	5.0% (n=1)
Not Specified	2.0% (n=1)	0.0% (n=0)
Analyst	0.0% (n=0)	5.0% (n=1)
Urban and Regional Planning	0.0% (n=0)	5.0% (n=1)
Public Relations / Public Affairs	0.0% (n=0)	5.0% (n=1)
Healthcare / Health Services	2.0% (n=1)	0.0% (n=0)
Information Management	2.0% (n=1)	0.0% (n=0)
Hotel / Hospitality	2.0% (n=1)	0.0% (n=0)
Coaching	2.0% (n=1)	0.0% (n=0)
Database Management	2.0% (n=1)	0.0% (n=0)
Data Entry	2.0% (n=1)	0.0% (n=0)

For data standards information and disclaimers, go to [TheOutcomesSurvey.com/DataStandards.html](http://TheOutcomesSurvey.com/DataStandards.html)

## Occupation

**Core 10 & Core 14:** Please enter the location of your occupation.

	<b>Undergraduate</b> <i>n=11</i>	<b>Masters</b> <i>n=3</i>
Other	<b>36.4%</b> ( <i>n=4</i> )	<b>66.7%</b> ( <i>n=2</i> )
GA	<b>9.1%</b> ( <i>n=1</i> )	<b>33.3%</b> ( <i>n=1</i> )
HI	<b>18.2%</b> ( <i>n=2</i> )	<b>0.0%</b> ( <i>n=0</i> )
VA	<b>9.1%</b> ( <i>n=1</i> )	<b>0.0%</b> ( <i>n=0</i> )
TX	<b>9.1%</b> ( <i>n=1</i> )	<b>0.0%</b> ( <i>n=0</i> )
PA	<b>9.1%</b> ( <i>n=1</i> )	<b>0.0%</b> ( <i>n=0</i> )
ND	<b>9.1%</b> ( <i>n=1</i> )	<b>0.0%</b> ( <i>n=0</i> )

## Occupation

**Core 15:** Which of these best describes your primary reason for being unemployed or not seeking employment?

	<b>Undergraduate</b> <i>n=13</i>	<b>Masters</b> <i>n=0</i>
Family or personal reasons	<b>15.4%</b> ( <i>n=2</i> )	<b>0.0%</b> ( <i>n=0</i> )
Enrolled / Enrolling in a degree or certificate program	<b>38.5%</b> ( <i>n=5</i> )	<b>0.0%</b> ( <i>n=0</i> )
Unable to find employment related to career goals or area of study	<b>23.1%</b> ( <i>n=3</i> )	<b>0.0%</b> ( <i>n=0</i> )
Unable to find employment at a sufficient level of pay	<b>7.7%</b> ( <i>n=1</i> )	<b>0.0%</b> ( <i>n=0</i> )
Unable to find any employment	<b>7.7%</b> ( <i>n=1</i> )	<b>0.0%</b> ( <i>n=0</i> )
Other	<b>7.7%</b> ( <i>n=1</i> )	<b>0.0%</b> ( <i>n=0</i> )

## Occupation

**Core 16:** Have you received any offers for employment that you did not accept?

	<b>Undergraduate</b> <i>n=14</i>	<b>Masters</b> <i>n=0</i>
Yes	<b>50.0%</b> ( <i>n=7</i> )	<b>0.0%</b> ( <i>n=0</i> )
No	<b>50.0%</b> ( <i>n=7</i> )	<b>0.0%</b> ( <i>n=0</i> )

## Occupation

**Core 17:** Which of these best describe your reason(s) for not accepting your offer(s)? (Select all that apply)

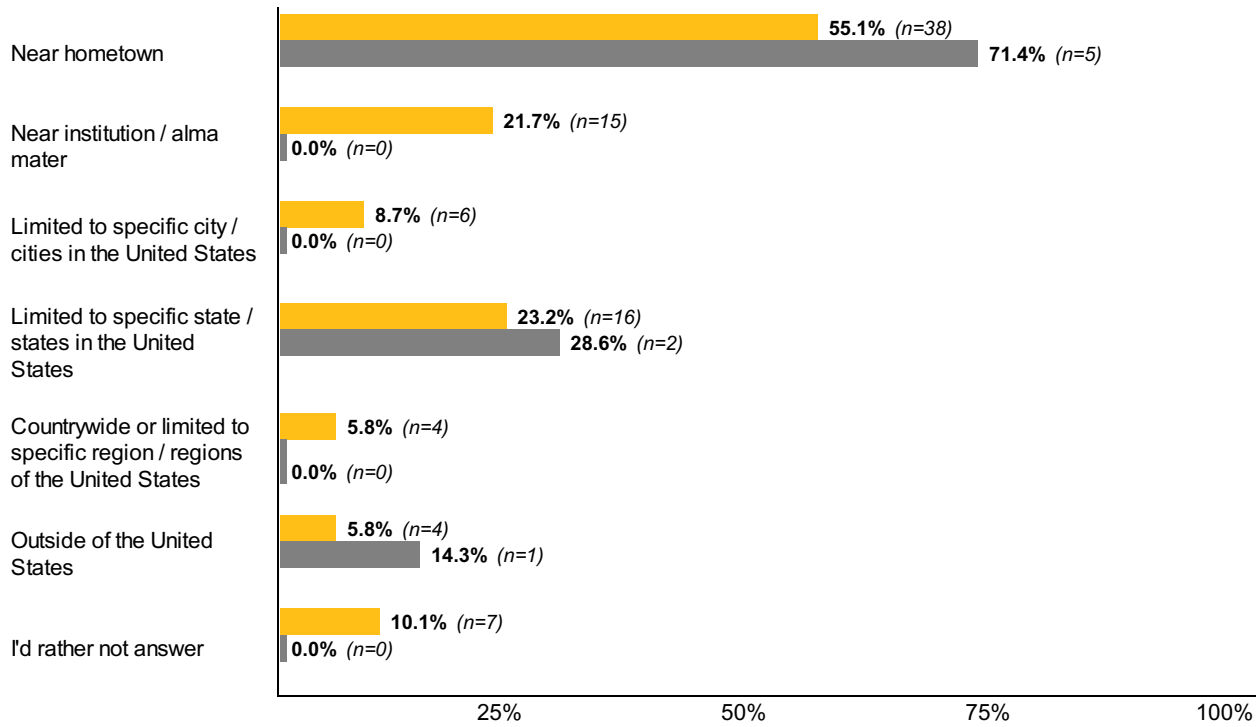
	<b>Undergraduate</b> <i>n=7</i>	<b>Masters</b> <i>n=0</i>
Enrolled / Enrolling in a degree program	<b>71.4%</b> ( <i>n=5</i> )	<b>0.0%</b> ( <i>n=0</i> )
Family or personal reasons	<b>28.6%</b> ( <i>n=2</i> )	<b>0.0%</b> ( <i>n=0</i> )
Other	<b>14.3%</b> ( <i>n=1</i> )	<b>0.0%</b> ( <i>n=0</i> )
Position had insufficient level of pay	<b>14.3%</b> ( <i>n=1</i> )	<b>0.0%</b> ( <i>n=0</i> )
Considering other offers / opportunities	<b>14.3%</b> ( <i>n=1</i> )	<b>0.0%</b> ( <i>n=0</i> )



## Occupation

**Core 18:** Where geographically did you look when searching for your post-graduation occupation? (Select all that apply)

Undergraduate (n=69)  
 Masters (n=7)



## Additional Education Enrollment

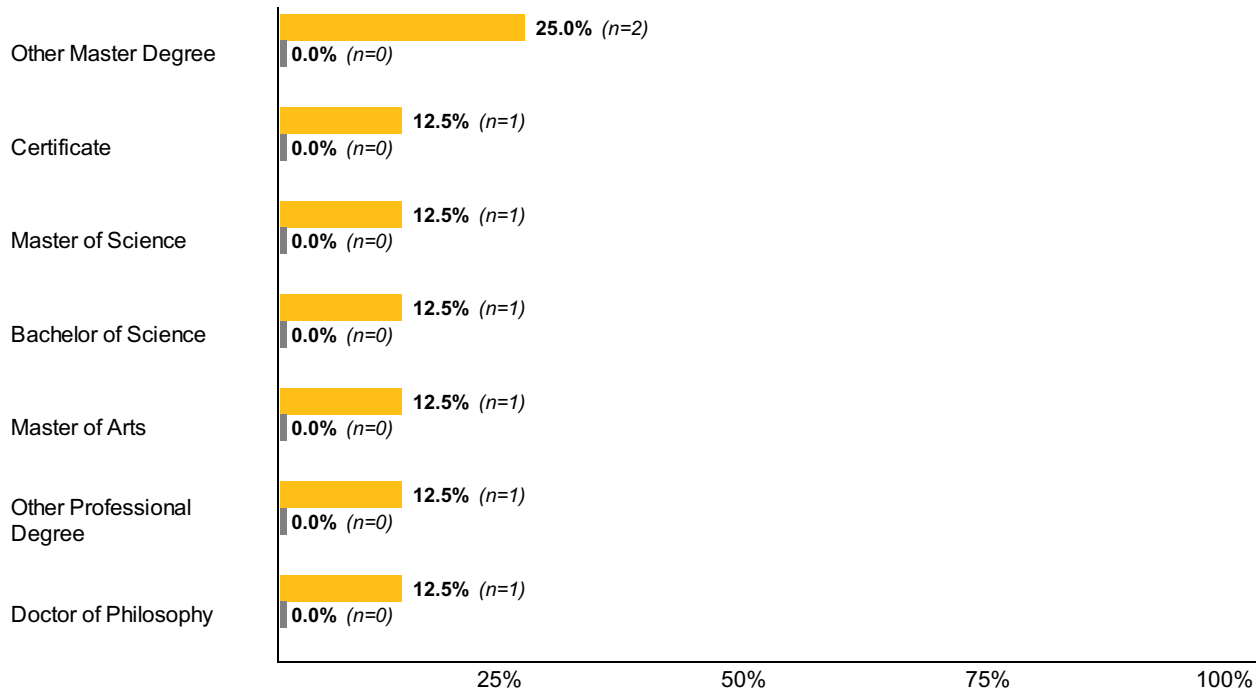
**Core 20:** Please answer each of the items below concerning the additional education you are pursuing.

	<b>Undergraduate</b> <i>n=8</i>	<b>Masters</b> <i>n=0</i>
Business, management, marketing, and related support services	<b>25.0%</b> ( <i>n=2</i> )	<b>0.0%</b> ( <i>n=0</i> )
Public administration and social service professions	<b>25.0%</b> ( <i>n=2</i> )	<b>0.0%</b> ( <i>n=0</i> )
Legal professions and studies	<b>12.5%</b> ( <i>n=1</i> )	<b>0.0%</b> ( <i>n=0</i> )
Homeland security / law enforcement / firefighting / related protective services	<b>12.5%</b> ( <i>n=1</i> )	<b>0.0%</b> ( <i>n=0</i> )
Other	<b>12.5%</b> ( <i>n=1</i> )	<b>0.0%</b> ( <i>n=0</i> )
Mathematics and statistics	<b>12.5%</b> ( <i>n=1</i> )	<b>0.0%</b> ( <i>n=0</i> )

## Additional Education Enrollment

**Core 21:** What additional degree are you seeking post-graduation?

Undergraduate (*n*=8)  
 Masters (*n*=0)



## Military Service

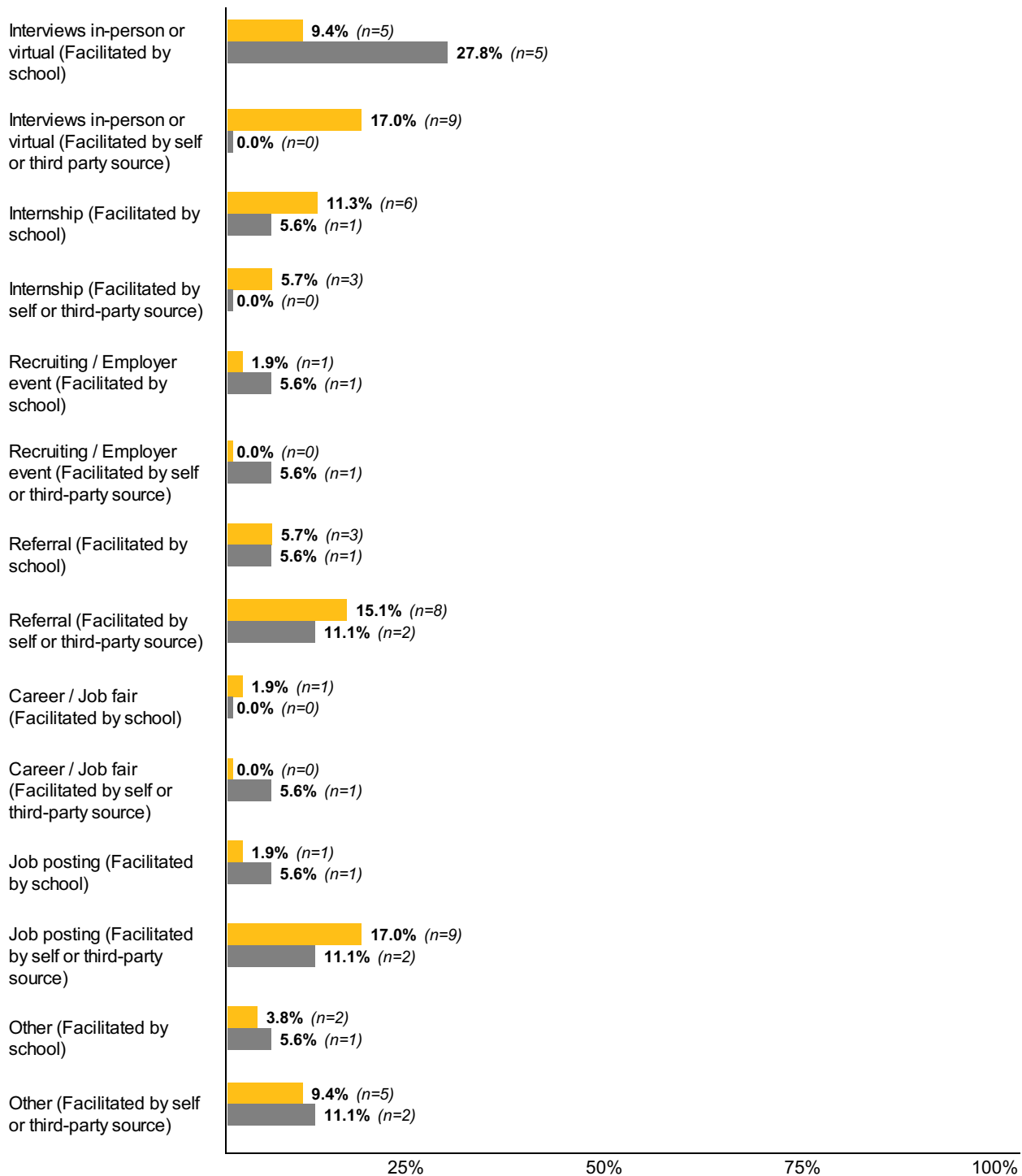
**Core 24:** In which branch of the military are you serving?

	Undergraduate <i>n=5</i>	Masters <i>n=1</i>
I'd rather not answer	<b>40.0%</b> ( <i>n=2</i> )	<b>0.0%</b> ( <i>n=0</i> )
Army	<b>40.0%</b> ( <i>n=2</i> )	<b>0.0%</b> ( <i>n=0</i> )
Air Force	<b>20.0%</b> ( <i>n=1</i> )	<b>0.0%</b> ( <i>n=0</i> )
Navy	<b>0.0%</b> ( <i>n=0</i> )	<b>100.0%</b> ( <i>n=1</i> )
Coast Guard	<b>0.0%</b> ( <i>n=0</i> )	<b>0.0%</b> ( <i>n=0</i> )
Marines	<b>0.0%</b> ( <i>n=0</i> )	<b>0.0%</b> ( <i>n=0</i> )

## Engagement

**Engagement 47:** Please indicate the primary job search activity that led to the job you accepted or hold. (Select one)

Undergraduate (n=53)  
 Masters (n=18)



For data standards information and disclaimers, go to [TheOutcomesSurvey.com/DataStandards.html](http://TheOutcomesSurvey.com/DataStandards.html)

## Engagement

**Engagement 48:** How helpful did you find each of these resources when searching for an occupation?

	<b>Undergraduate</b> <i>n=82</i>	<b>Masters</b> <i>n=21</i>
Career Center Staff = Very Helpful	<b>2.4%</b> ( <i>n=2</i> )	<b>4.8%</b> ( <i>n=1</i> )
Career Center Staff = Helpful	<b>11.0%</b> ( <i>n=9</i> )	<b>0.0%</b> ( <i>n=0</i> )
Career Center Staff = Neither Helpful nor Unhelpful	<b>13.4%</b> ( <i>n=11</i> )	<b>4.8%</b> ( <i>n=1</i> )
Career Center Staff = Unhelpful	<b>3.7%</b> ( <i>n=3</i> )	<b>0.0%</b> ( <i>n=0</i> )
Career Center Staff = Very Unhelpful	<b>1.2%</b> ( <i>n=1</i> )	<b>4.8%</b> ( <i>n=1</i> )
Career Center Staff = I have never used this resource	<b>65.9%</b> ( <i>n=54</i> )	<b>81.0%</b> ( <i>n=17</i> )
Career Center Services = Very Helpful	<b>4.9%</b> ( <i>n=4</i> )	<b>4.8%</b> ( <i>n=1</i> )
Career Center Services = Helpful	<b>11.0%</b> ( <i>n=9</i> )	<b>4.8%</b> ( <i>n=1</i> )
Career Center Services = Neither Helpful nor Unhelpful	<b>14.6%</b> ( <i>n=12</i> )	<b>4.8%</b> ( <i>n=1</i> )
Career Center Services = Unhelpful	<b>2.4%</b> ( <i>n=2</i> )	<b>0.0%</b> ( <i>n=0</i> )
Career Center Services = Very Unhelpful	<b>2.4%</b> ( <i>n=2</i> )	<b>4.8%</b> ( <i>n=1</i> )
Career Center Services = I have never used this resource	<b>62.2%</b> ( <i>n=51</i> )	<b>76.2%</b> ( <i>n=16</i> )
Departmental Faculty / Staff / Services = Very Helpful	<b>15.9%</b> ( <i>n=13</i> )	<b>19.0%</b> ( <i>n=4</i> )
Departmental Faculty / Staff / Services = Helpful	<b>34.1%</b> ( <i>n=28</i> )	<b>42.9%</b> ( <i>n=9</i> )
Departmental Faculty / Staff / Services = Neither Helpful nor Unhelpful	<b>9.8%</b> ( <i>n=8</i> )	<b>14.3%</b> ( <i>n=3</i> )
Departmental Faculty / Staff / Services = Unhelpful	<b>3.7%</b> ( <i>n=3</i> )	<b>0.0%</b> ( <i>n=0</i> )
Departmental Faculty / Staff / Services = Very Unhelpful	<b>2.4%</b> ( <i>n=2</i> )	<b>4.8%</b> ( <i>n=1</i> )
Departmental Faculty / Staff / Services = I have never used this resource	<b>31.7%</b> ( <i>n=26</i> )	<b>19.0%</b> ( <i>n=4</i> )
Other Faculty / Staff / Services = Very Helpful	<b>11.0%</b> ( <i>n=9</i> )	<b>9.5%</b> ( <i>n=2</i> )
Other Faculty / Staff / Services = Helpful	<b>32.9%</b> ( <i>n=27</i> )	<b>19.0%</b> ( <i>n=4</i> )

For data standards information and disclaimers, go to [TheOutcomesSurvey.com/DataStandards.html](http://TheOutcomesSurvey.com/DataStandards.html)

12-Month Post Graduation Survey Snapshot

Other Faculty / Staff / Services = Neither Helpful nor Unhelpful	<b>11.0%</b> (n=9)	<b>28.6%</b> (n=6)
Other Faculty / Staff / Services = Unhelpful	<b>2.4%</b> (n=2)	<b>0.0%</b> (n=0)
Other Faculty / Staff / Services = Very Unhelpful	<b>3.7%</b> (n=3)	<b>0.0%</b> (n=0)
Other Faculty / Staff / Services = I have never used this resource	<b>37.8%</b> (n=31)	<b>42.9%</b> (n=9)
Academic Advising Staff / Services = Very Helpful	<b>15.9%</b> (n=13)	<b>23.8%</b> (n=5)
Academic Advising Staff / Services = Helpful	<b>29.3%</b> (n=24)	<b>28.6%</b> (n=6)
Academic Advising Staff / Services = Neither Helpful nor Unhelpful	<b>13.4%</b> (n=11)	<b>9.5%</b> (n=2)
Academic Advising Staff / Services = Unhelpful	<b>3.7%</b> (n=3)	<b>0.0%</b> (n=0)
Academic Advising Staff / Services = Very Unhelpful	<b>3.7%</b> (n=3)	<b>4.8%</b> (n=1)
Academic Advising Staff / Services = I have never used this resource	<b>34.1%</b> (n=28)	<b>28.6%</b> (n=6)
Alumni = Very Helpful	<b>14.6%</b> (n=12)	<b>0.0%</b> (n=0)
Alumni = Helpful	<b>25.6%</b> (n=21)	<b>23.8%</b> (n=5)
Alumni = Neither Helpful nor Unhelpful	<b>13.4%</b> (n=11)	<b>19.0%</b> (n=4)
Alumni = Unhelpful	<b>1.2%</b> (n=1)	<b>0.0%</b> (n=0)
Alumni = Very Unhelpful	<b>1.2%</b> (n=1)	<b>4.8%</b> (n=1)
Alumni = I have never used this resource	<b>42.7%</b> (n=35)	<b>42.9%</b> (n=9)
Family Members = Very Helpful	<b>34.1%</b> (n=28)	<b>19.0%</b> (n=4)
Family Members = Helpful	<b>36.6%</b> (n=30)	<b>33.3%</b> (n=7)
Family Members = Neither Helpful nor Unhelpful	<b>8.5%</b> (n=7)	<b>14.3%</b> (n=3)
Family Members = Unhelpful	<b>2.4%</b> (n=2)	<b>0.0%</b> (n=0)
Family Members = Very Unhelpful	<b>1.2%</b> (n=1)	<b>4.8%</b> (n=1)
Family Members = I have never used this resource	<b>15.9%</b> (n=13)	<b>23.8%</b> (n=5)
Bosses / Co-workers / Supervisors = Very Helpful	<b>19.5%</b> (n=16)	<b>23.8%</b> (n=5)
Bosses / Co-workers / Supervisors = Helpful	<b>34.1%</b> (n=28)	<b>38.1%</b> (n=8)
Bosses / Co-workers / Supervisors = Neither Helpful nor Unhelpful	<b>12.2%</b> (n=10)	<b>9.5%</b> (n=2)
Bosses / Co-workers / Supervisors = Unhelpful	<b>1.2%</b> (n=1)	<b>0.0%</b> (n=0)
Bosses / Co-workers / Supervisors = Very Unhelpful	<b>2.4%</b> (n=2)	<b>14.3%</b> (n=3)
Bosses / Co-workers / Supervisors = I have never used this resource	<b>29.3%</b> (n=24)	<b>9.5%</b> (n=2)

For data standards information and disclaimers, go to [TheOutcomesSurvey.com/DataStandards.html](http://TheOutcomesSurvey.com/DataStandards.html)

12-Month Post Graduation Survey Snapshot

Professional Contacts / Organizations = Very Helpful	<b>23.2%</b> (n=19)	<b>14.3%</b> (n=3)
Professional Contacts / Organizations = Helpful	<b>37.8%</b> (n=31)	<b>38.1%</b> (n=8)
Professional Contacts / Organizations = Neither Helpful nor Unhelpful	<b>12.2%</b> (n=10)	<b>9.5%</b> (n=2)
Professional Contacts / Organizations = Unhelpful	<b>1.2%</b> (n=1)	<b>0.0%</b> (n=0)
Professional Contacts / Organizations = Very Unhelpful	<b>2.4%</b> (n=2)	<b>4.8%</b> (n=1)
Professional Contacts / Organizations = I have never used this resource	<b>23.2%</b> (n=19)	<b>33.3%</b> (n=7)
Peers = Very Helpful	<b>24.4%</b> (n=20)	<b>19.0%</b> (n=4)
Peers = Helpful	<b>47.6%</b> (n=39)	<b>52.4%</b> (n=11)
Peers = Neither Helpful nor Unhelpful	<b>9.8%</b> (n=8)	<b>14.3%</b> (n=3)
Peers = Unhelpful	<b>0.0%</b> (n=0)	<b>0.0%</b> (n=0)
Peers = Very Unhelpful	<b>3.7%</b> (n=3)	<b>9.5%</b> (n=2)
Peers = I have never used this resource	<b>13.4%</b> (n=11)	<b>0.0%</b> (n=0)

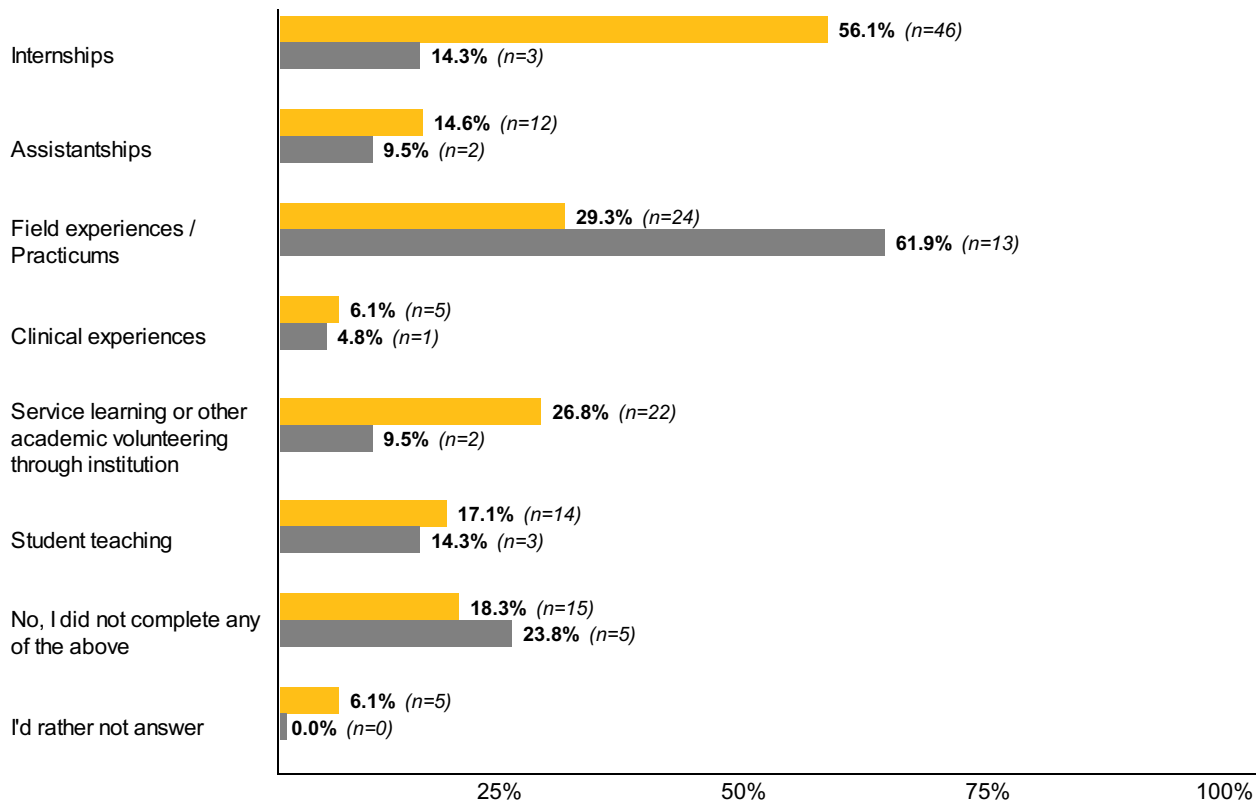
For data standards information and disclaimers, go to [TheOutcomesSurvey.com/DataStandards.html](http://TheOutcomesSurvey.com/DataStandards.html)



## Engagement

**Experiential 49:** Did you complete any of the following while working on your degree? (Select all that apply)

Undergraduate (n=82)  
 Masters (n=21)



## Internships

**Experiential 51:** How many internships did you complete?

	Undergraduate <i>n=46</i>	Masters <i>n=3</i>
1	<b>65.2%</b> ( <i>n=30</i> )	<b>66.7%</b> ( <i>n=2</i> )
2	<b>21.7%</b> ( <i>n=10</i> )	<b>33.3%</b> ( <i>n=1</i> )
3	<b>8.7%</b> ( <i>n=4</i> )	<b>0.0%</b> ( <i>n=0</i> )
4	<b>2.2%</b> ( <i>n=1</i> )	<b>0.0%</b> ( <i>n=0</i> )
5	<b>0.0%</b> ( <i>n=0</i> )	<b>0.0%</b> ( <i>n=0</i> )
More than 5	<b>0.0%</b> ( <i>n=0</i> )	<b>0.0%</b> ( <i>n=0</i> )
Other	<b>2.2%</b> ( <i>n=1</i> )	<b>0.0%</b> ( <i>n=0</i> )

## Internships

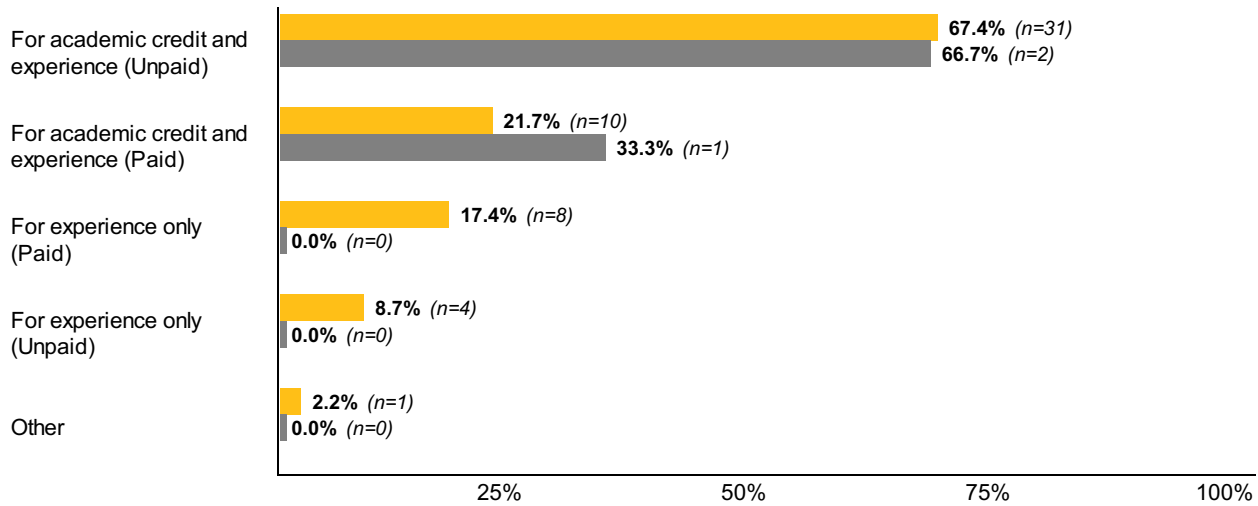
**Experiential 52:** Please indicate if these experiences were full or part-time. (Select all that apply)

	<b>Undergraduate</b> <i>n=46</i>	<b>Masters</b> <i>n=3</i>
Part-time	<b>71.7%</b> ( <i>n=33</i> )	<b>33.3%</b> ( <i>n=1</i> )
Full-time	<b>37.0%</b> ( <i>n=17</i> )	<b>66.7%</b> ( <i>n=2</i> )

## Internships

**Experiential 53:** What types of internships did you complete? (Select all that apply)

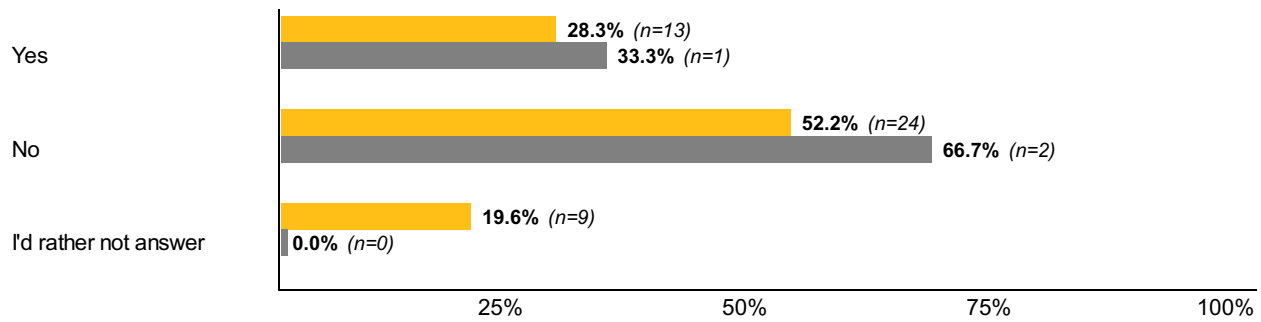
Undergraduate (*n*=46)  
 Masters (*n*=3)



## Internships

**Experiential 54:** Were you offered full-time employment as result of any of your internships?

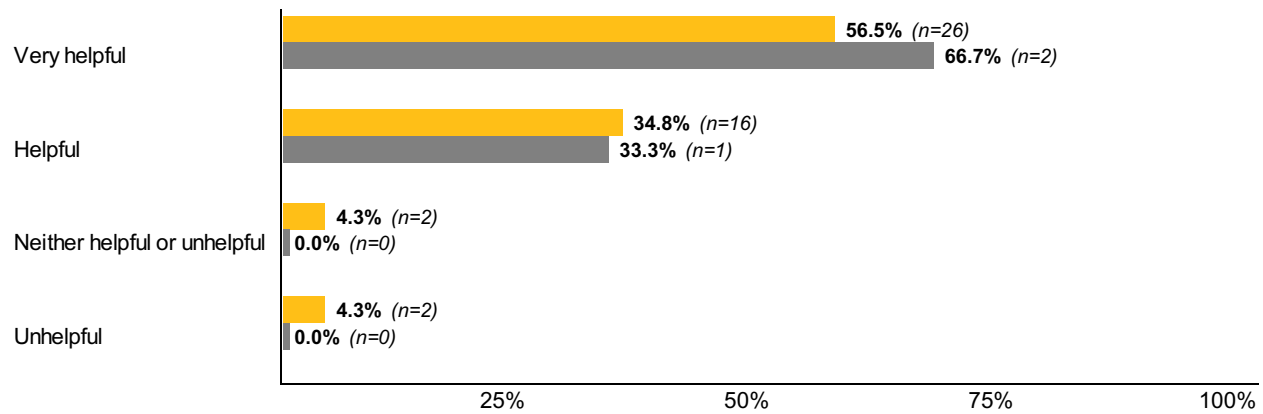
Undergraduate (n=46)  
Masters (n=3)



## Internships

**Experiential 55:** Overall, how helpful were your internships in preparing you for the workplace/your career?

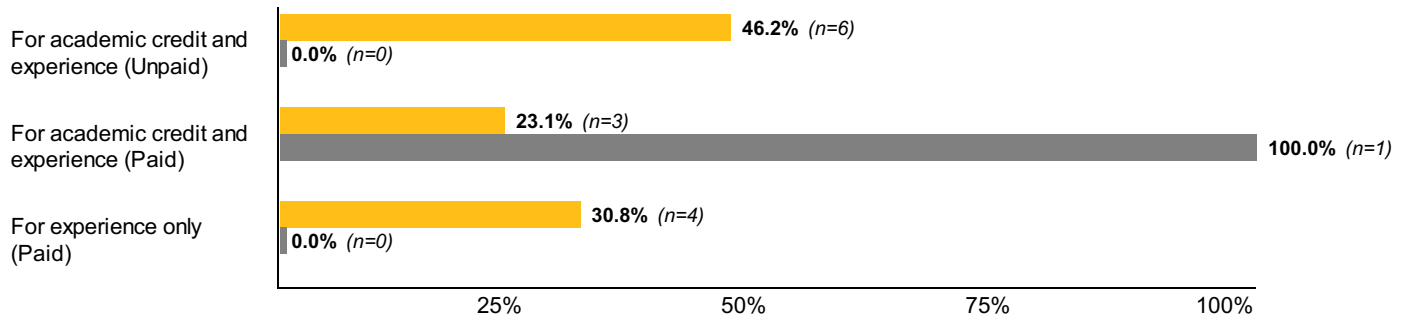
Undergraduate (n=46)  
 Masters (n=3)



## Internships

**Experiential 57:** What type of internship was this?

Undergraduate (*n*=13)  
 Masters (*n*=1)



## Service learning and other academic volunteer experiences

**Experiential 65:** How many service learning or other academic volunteer experiences did you complete?

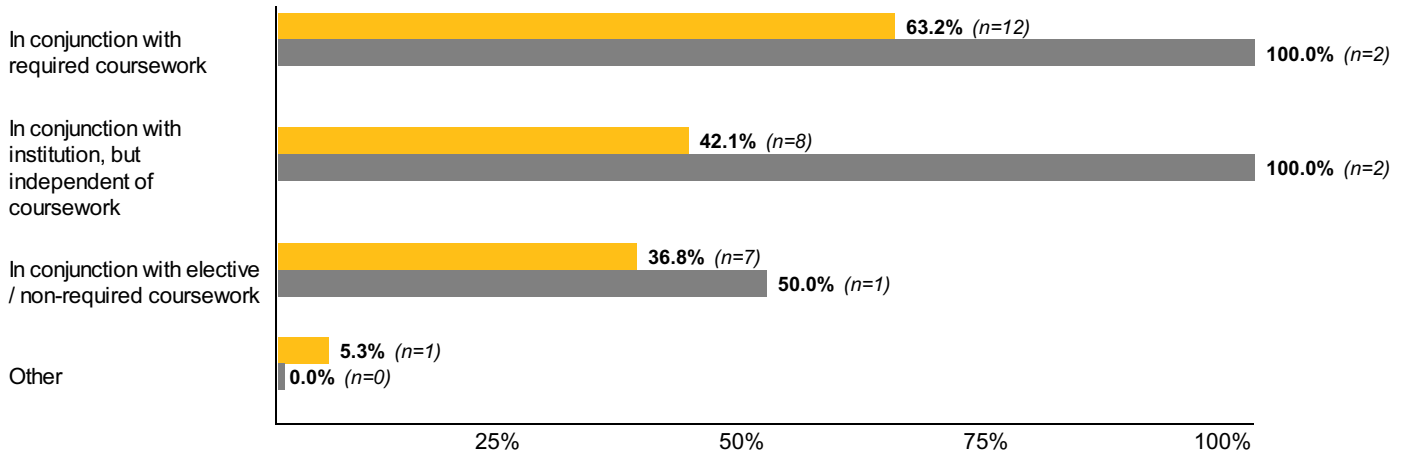
	<b>Undergraduate</b> <i>n=19</i>	<b>Masters</b> <i>n=2</i>
1	<b>36.8%</b> ( <i>n=7</i> )	<b>0.0%</b> ( <i>n=0</i> )
2	<b>26.3%</b> ( <i>n=5</i> )	<b>0.0%</b> ( <i>n=0</i> )
3	<b>5.3%</b> ( <i>n=1</i> )	<b>0.0%</b> ( <i>n=0</i> )
4	<b>5.3%</b> ( <i>n=1</i> )	<b>0.0%</b> ( <i>n=0</i> )
5	<b>0.0%</b> ( <i>n=0</i> )	<b>0.0%</b> ( <i>n=0</i> )
More than 5	<b>21.1%</b> ( <i>n=4</i> )	<b>100.0%</b> ( <i>n=2</i> )
Other	<b>5.3%</b> ( <i>n=1</i> )	<b>0.0%</b> ( <i>n=0</i> )



## Service learning and other academic volunteer experiences

**Experiential 67:** What types of service learning or other academic volunteer experiences did you complete? (Select all that apply)

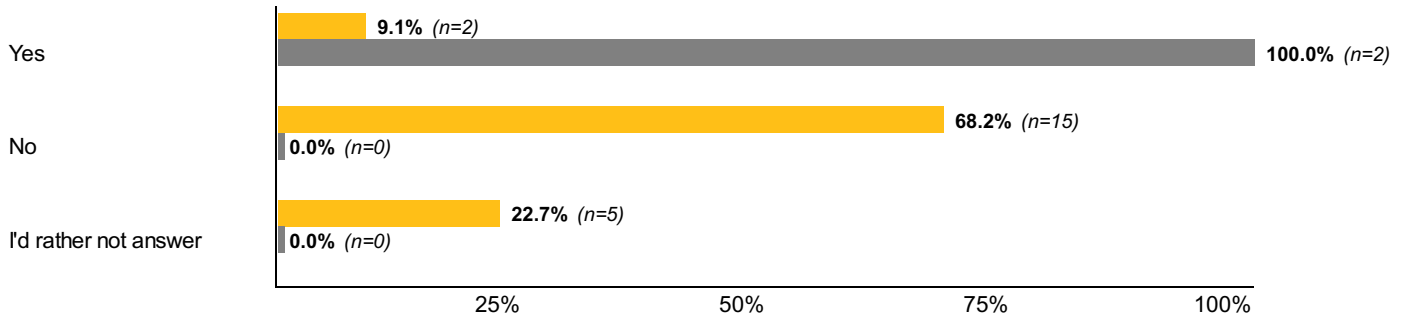
■ Undergraduate (n=19)  
■ Masters (n=2)



## Service learning and other academic volunteer experiences

**Experiential 68:** Were you offered full-time employment as result of any of your service learning or other academic volunteer experiences?

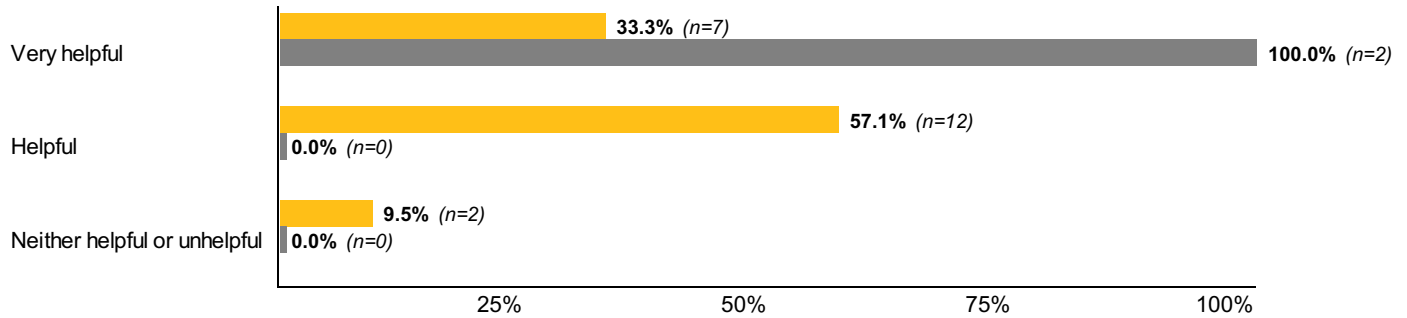
Undergraduate (n=22)  
Masters (n=2)



## Service learning and other academic volunteer experiences



**Experiential 69:** How helpful were your service learning or other academic volunteer experiences in preparing you for the workplace/your career?

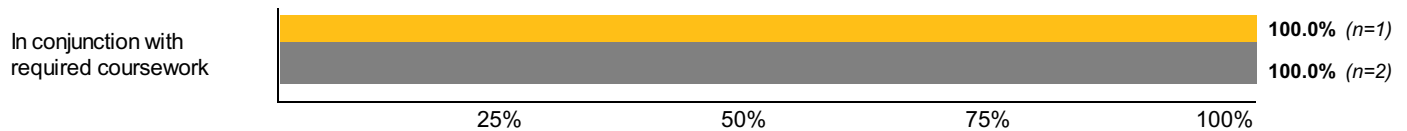
Undergraduate (n=21)  
 Masters (n=2)



## Service learning and other academic volunteer experiences

**Experiential 71:** What type of service learning or other academic volunteer experience was this?

 Undergraduate (*n*=1)  
 Masters (*n*=2)



## Assistantships

**Experiential 72:** How many assistantships did you complete?

	<b>Undergraduate</b> <i>n=12</i>	<b>Masters</b> <i>n=1</i>
1	<b>41.7%</b> ( <i>n=5</i> )	<b>100.0%</b> ( <i>n=1</i> )
2	<b>25.0%</b> ( <i>n=3</i> )	<b>0.0%</b> ( <i>n=0</i> )
3	<b>16.7%</b> ( <i>n=2</i> )	<b>0.0%</b> ( <i>n=0</i> )
4	<b>8.3%</b> ( <i>n=1</i> )	<b>0.0%</b> ( <i>n=0</i> )
5	<b>0.0%</b> ( <i>n=0</i> )	<b>0.0%</b> ( <i>n=0</i> )
More than 5	<b>0.0%</b> ( <i>n=0</i> )	<b>0.0%</b> ( <i>n=0</i> )
Other	<b>8.3%</b> ( <i>n=1</i> )	<b>0.0%</b> ( <i>n=0</i> )

## Assistantships

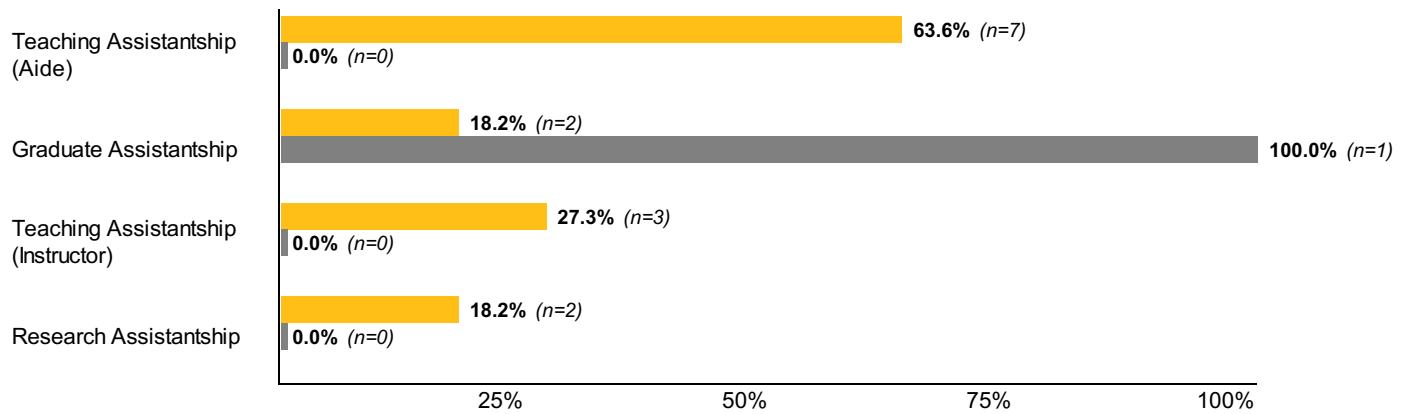
**Experiential 73:** Please indicate if these experiences were full or part-time. (Select all that apply)

	<b>Undergraduate</b> <i>n=11</i>	<b>Masters</b> <i>n=1</i>
Part-time	<b>63.6%</b> ( <i>n=7</i> )	<b>100.0%</b> ( <i>n=1</i> )
Full-time	<b>36.4%</b> ( <i>n=4</i> )	<b>0.0%</b> ( <i>n=0</i> )

## Assistantships

**Experiential 74:** What types of assistantships did you complete? (Select all that apply)

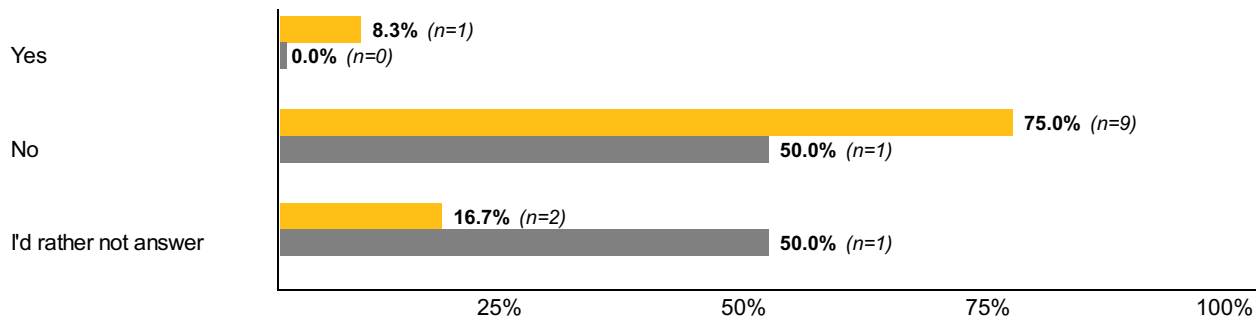
Undergraduate (*n*=11)  
 Masters (*n*=1)



## Assistantships

**Experiential 75:** Were you offered full-time employment as result of any of your assistantships?

Undergraduate (n=12)  
 Masters (n=2)

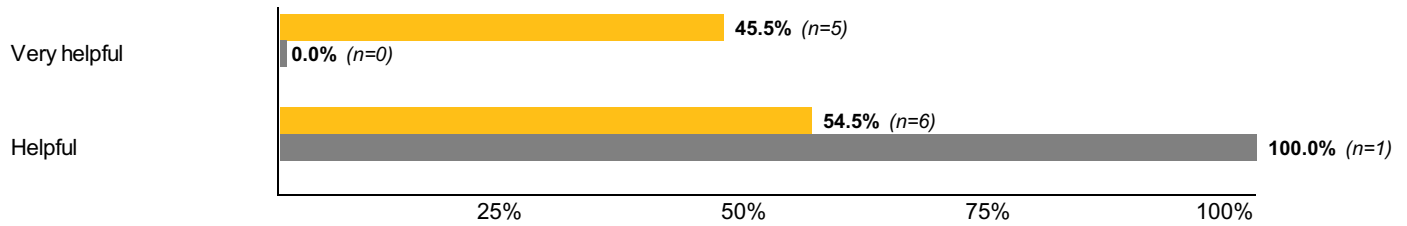




## Assistantships

**Experiential 76:** How helpful were your assistantship(s) in preparing you for the workplace/your career?

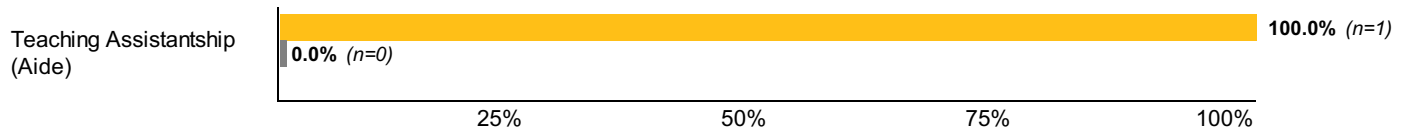
Undergraduate (n=11)  
Masters (n=1)



## Assistantships

**Experiential 78:** What type of assistantship was this?

Undergraduate (*n*=1)  
Masters (*n*=0)



## Field Experience / Practicum

**Experiential 79:** How many field experiences or practicums did you complete?

	<b>Undergraduate</b> <i>n=24</i>	<b>Masters</b> <i>n=13</i>
1	<b>29.2%</b> ( <i>n=7</i> )	<b>30.8%</b> ( <i>n=4</i> )
2	<b>16.7%</b> ( <i>n=4</i> )	<b>23.1%</b> ( <i>n=3</i> )
3	<b>29.2%</b> ( <i>n=7</i> )	<b>15.4%</b> ( <i>n=2</i> )
4	<b>8.3%</b> ( <i>n=2</i> )	<b>0.0%</b> ( <i>n=0</i> )
5	<b>0.0%</b> ( <i>n=0</i> )	<b>7.7%</b> ( <i>n=1</i> )
More than 5	<b>16.7%</b> ( <i>n=4</i> )	<b>23.1%</b> ( <i>n=3</i> )

## Field Experience / Practicum

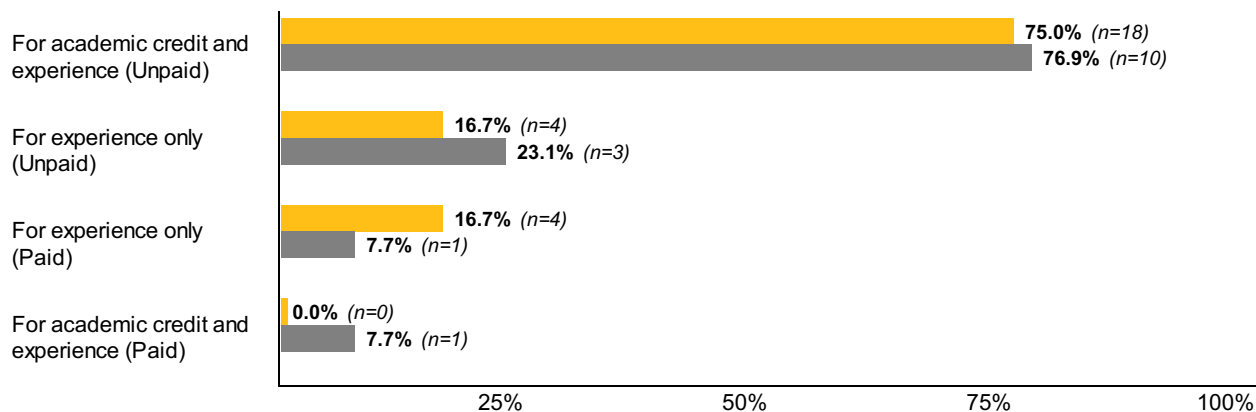
**Experiential 80:** Please indicate if these experiences were full or part-time. (Select all that apply)

	Undergraduate <i>n=24</i>	Masters <i>n=13</i>
Part-time	<b>79.2%</b> ( <i>n=19</i> )	<b>76.9%</b> ( <i>n=10</i> )
Full-time	<b>25.0%</b> ( <i>n=6</i> )	<b>30.8%</b> ( <i>n=4</i> )

## Field Experience / Practicum

**Experiential 81:** What types of field experiences or practicums did you complete? (Select all that apply)

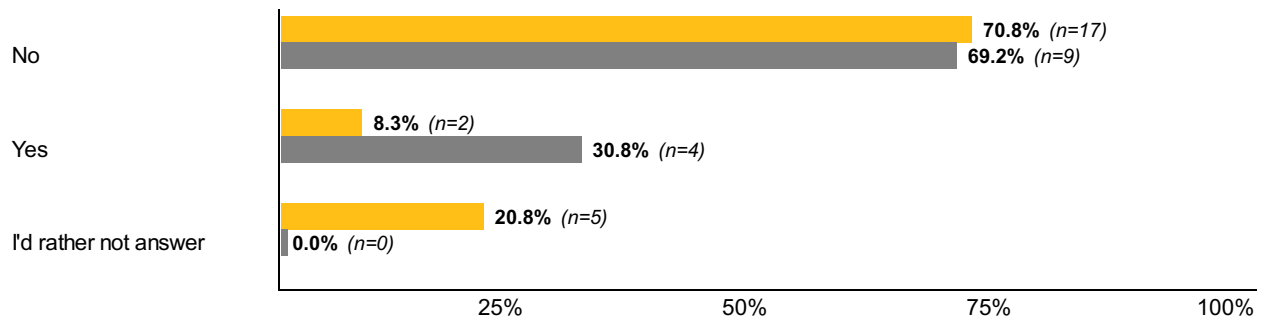
Undergraduate (n=24)  
 Masters (n=13)



## Field Experience / Practicum

**Experiential 82:** Were you offered full-time employment as result of any of your field experiences or practicums?

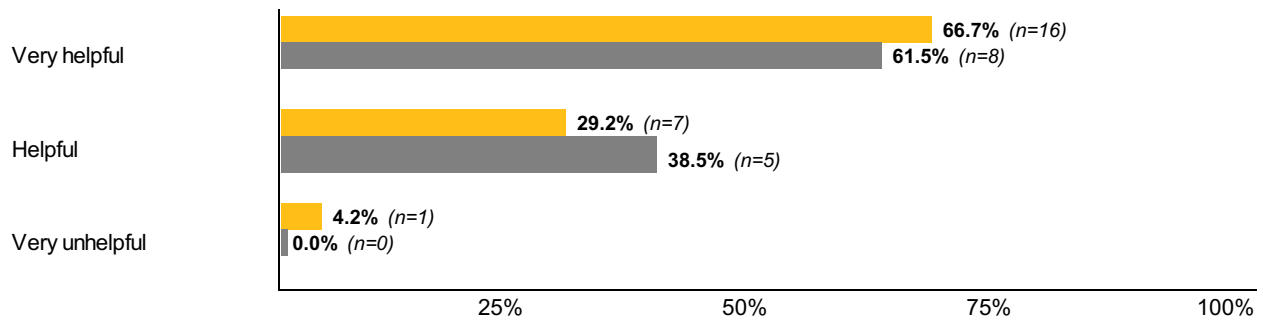
Undergraduate (*n*=24)  
Masters (*n*=13)



## Field Experience / Practicum

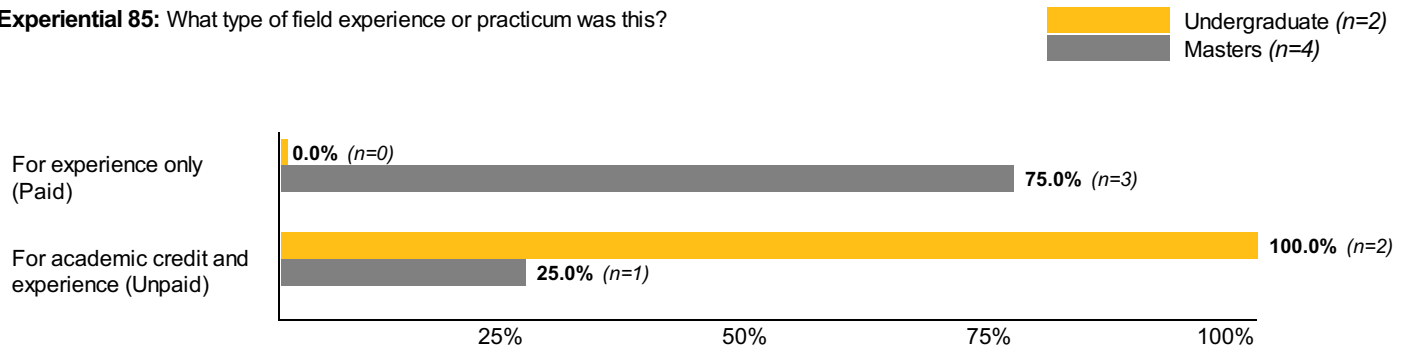
**Experiential 83:** How helpful were your field experiences or practicums in preparing you for the workplace/your career?

Undergraduate (n=24)  
Masters (n=13)



## Field Experience / Practicum

**Experiential 85:** What type of field experience or practicum was this?

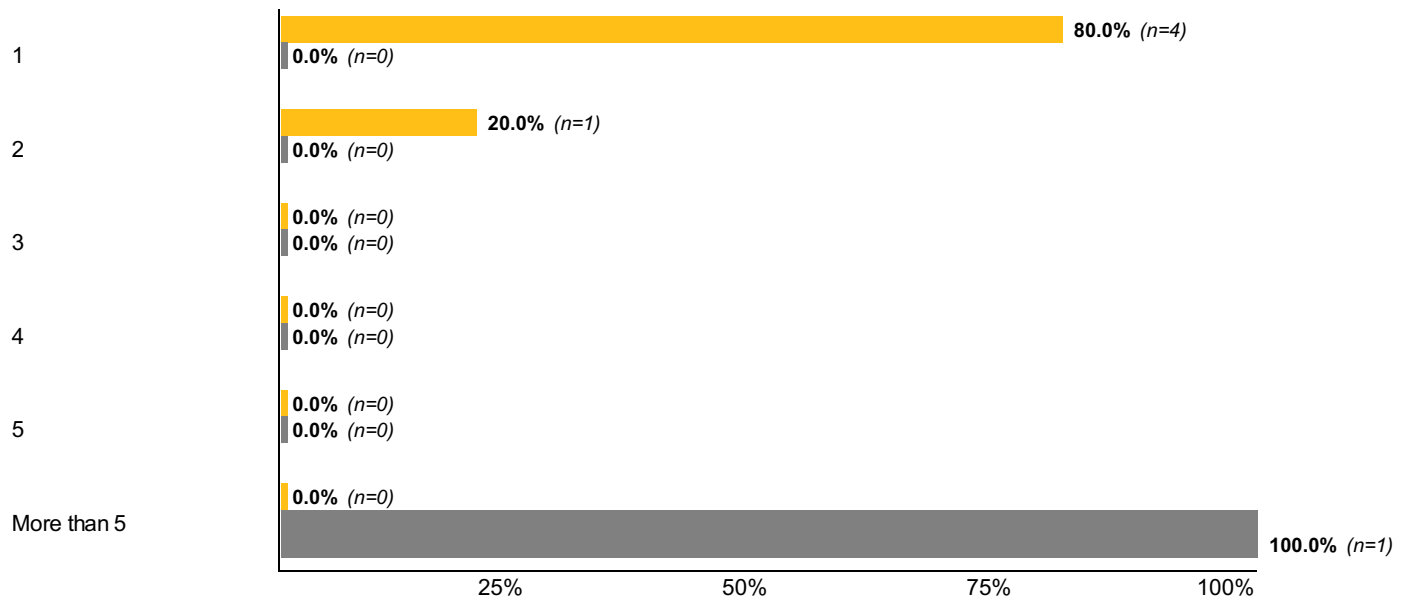




## Clinical Experience

**Experiential 86:** How many clinical experiences did you complete?

Undergraduate (*n*=5)  
 Masters (*n*=1)

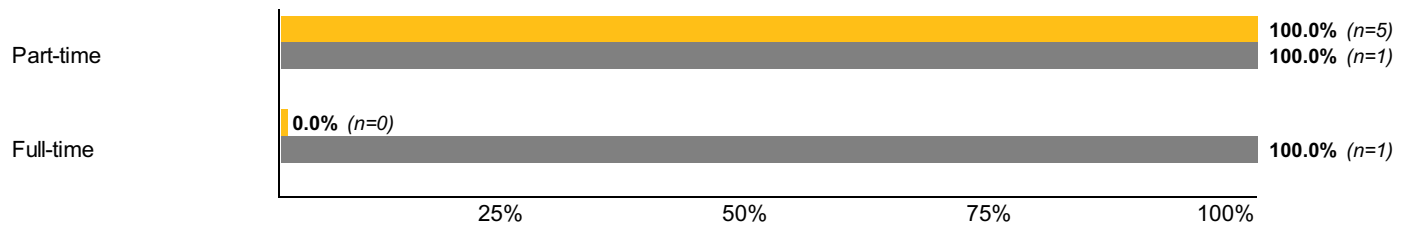


For data standards information and disclaimers, go to [TheOutcomesSurvey.com/DataStandards.html](http://TheOutcomesSurvey.com/DataStandards.html)

## Clinical Experience

**Experiential 87:** Please indicate if these experiences were full or part-time. (Select all that apply)

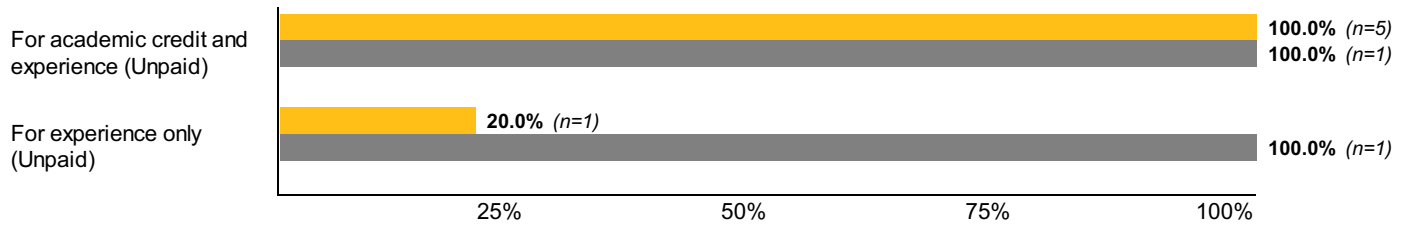
Undergraduate (*n*=5)  
 Masters (*n*=1)



## Clinical Experience

**Experiential 88:** What types of clinical experiences did you complete? (Select all that apply)

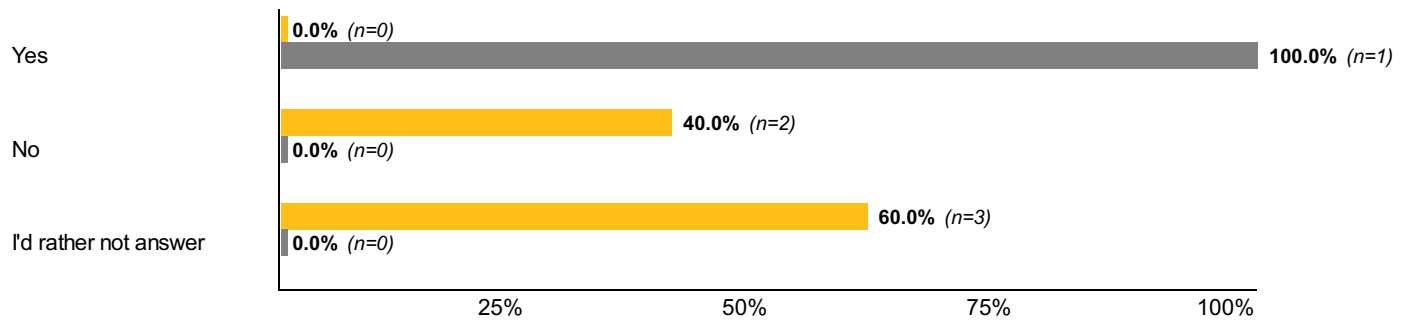
Undergraduate (*n*=5)  
 Masters (*n*=1)



## Clinical Experience

**Experiential 89:** Were you offered full-time employment as result of any of your clinical experiences?

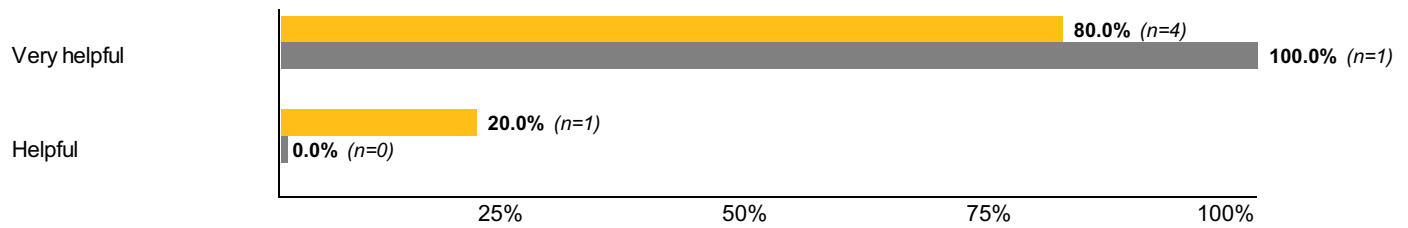
Undergraduate (*n*=5)  
 Masters (*n*=1)



## Clinical Experience

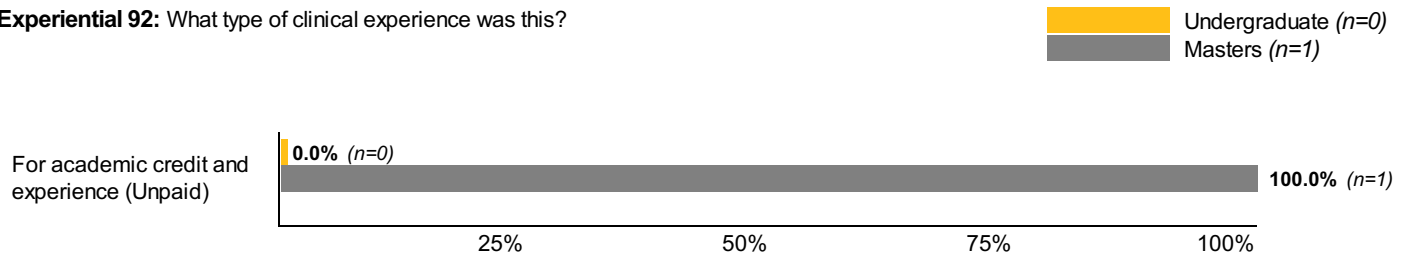
**Experiential 90:** How helpful were your clinical experiences in preparing you for the workplace/your career?

Undergraduate (*n*=5)  
 Masters (*n*=1)



## Clinical Experience

**Experiential 92:** What type of clinical experience was this?



## Student Teaching

**Experiential 94:** Please indicate if this experience was full or part-time. (Select all that apply)

	Undergraduate <i>n=14</i>	Masters <i>n=3</i>
Part-time	<b>57.1%</b> ( <i>n=8</i> )	<b>33.3%</b> ( <i>n=1</i> )
Full-time	<b>42.9%</b> ( <i>n=6</i> )	<b>66.7%</b> ( <i>n=2</i> )

## Student Teaching: Grade Level

**Experiential 95:** Please indicate the grade you taught and whether the school was public or private.

	<b>Undergraduate</b> <i>n=14</i>	<b>Masters</b> <i>n=3</i>
Pre-K	<b>0.0%</b> ( <i>n=0</i> )	<b>0.0%</b> ( <i>n=0</i> )
Kindergarten	<b>0.0%</b> ( <i>n=0</i> )	<b>0.0%</b> ( <i>n=0</i> )
1st	<b>0.0%</b> ( <i>n=0</i> )	<b>0.0%</b> ( <i>n=0</i> )
2nd	<b>7.1%</b> ( <i>n=1</i> )	<b>33.3%</b> ( <i>n=1</i> )
3rd	<b>14.3%</b> ( <i>n=2</i> )	<b>0.0%</b> ( <i>n=0</i> )
4th	<b>0.0%</b> ( <i>n=0</i> )	<b>0.0%</b> ( <i>n=0</i> )
5th	<b>0.0%</b> ( <i>n=0</i> )	<b>0.0%</b> ( <i>n=0</i> )
6th	<b>0.0%</b> ( <i>n=0</i> )	<b>0.0%</b> ( <i>n=0</i> )
7th	<b>14.3%</b> ( <i>n=2</i> )	<b>0.0%</b> ( <i>n=0</i> )
8th	<b>0.0%</b> ( <i>n=0</i> )	<b>33.3%</b> ( <i>n=1</i> )
9th	<b>14.3%</b> ( <i>n=2</i> )	<b>0.0%</b> ( <i>n=0</i> )
10th	<b>0.0%</b> ( <i>n=0</i> )	<b>33.3%</b> ( <i>n=1</i> )
11th	<b>7.1%</b> ( <i>n=1</i> )	<b>0.0%</b> ( <i>n=0</i> )
12th	<b>0.0%</b> ( <i>n=0</i> )	<b>0.0%</b> ( <i>n=0</i> )
Non-grade level	<b>0.0%</b> ( <i>n=0</i> )	<b>0.0%</b> ( <i>n=0</i> )
More than one grade level (Multiple positions)	<b>21.4%</b> ( <i>n=3</i> )	<b>0.0%</b> ( <i>n=0</i> )
Other	<b>21.4%</b> ( <i>n=3</i> )	<b>0.0%</b> ( <i>n=0</i> )



## Student Teaching: Public/Private/Charter

**Experiential 95:** Please indicate the grade you taught and whether the school was public or private.

	<b>Undergraduate</b> <i>n=14</i>	<b>Masters</b> <i>n=3</i>
Public	<b>78.6%</b> ( <i>n=11</i> )	<b>100.0%</b> ( <i>n=3</i> )
Private	<b>7.1%</b> ( <i>n=1</i> )	<b>0.0%</b> ( <i>n=0</i> )
Multiple (Multiple positions)	<b>7.1%</b> ( <i>n=1</i> )	<b>0.0%</b> ( <i>n=0</i> )
Other	<b>7.1%</b> ( <i>n=1</i> )	<b>0.0%</b> ( <i>n=0</i> )

## Student Teaching

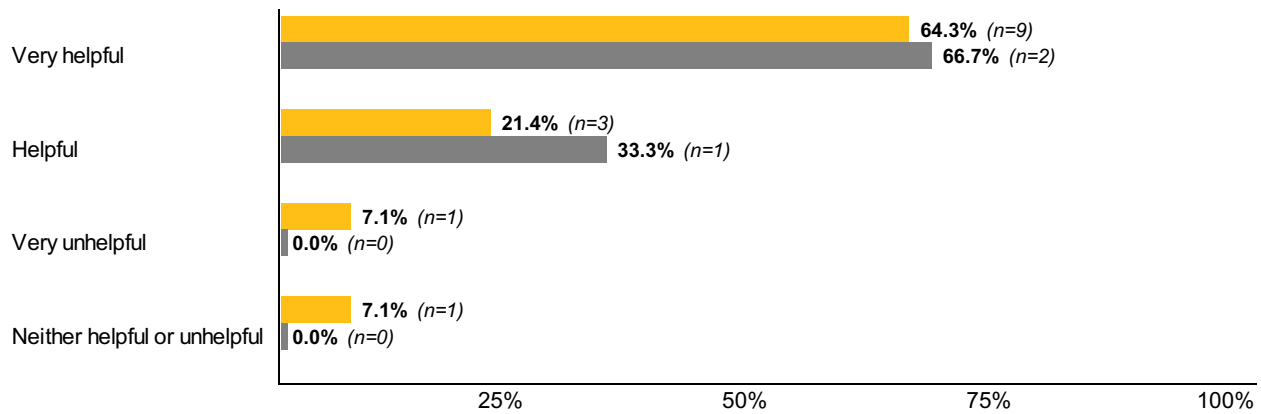
**Experiential 96:** Were you offered full-time employment as result of your student teaching experience?

	<b>Undergraduate</b> <i>n=14</i>	<b>Masters</b> <i>n=3</i>
Yes	<b>14.3%</b> ( <i>n=2</i> )	<b>66.7%</b> ( <i>n=2</i> )
No	<b>64.3%</b> ( <i>n=9</i> )	<b>33.3%</b> ( <i>n=1</i> )
I'd rather not answer	<b>21.4%</b> ( <i>n=3</i> )	<b>0.0%</b> ( <i>n=0</i> )

## Student Teaching

**Experiential 97:** How helpful was your student teaching experience in preparing you for the workplace/your career?

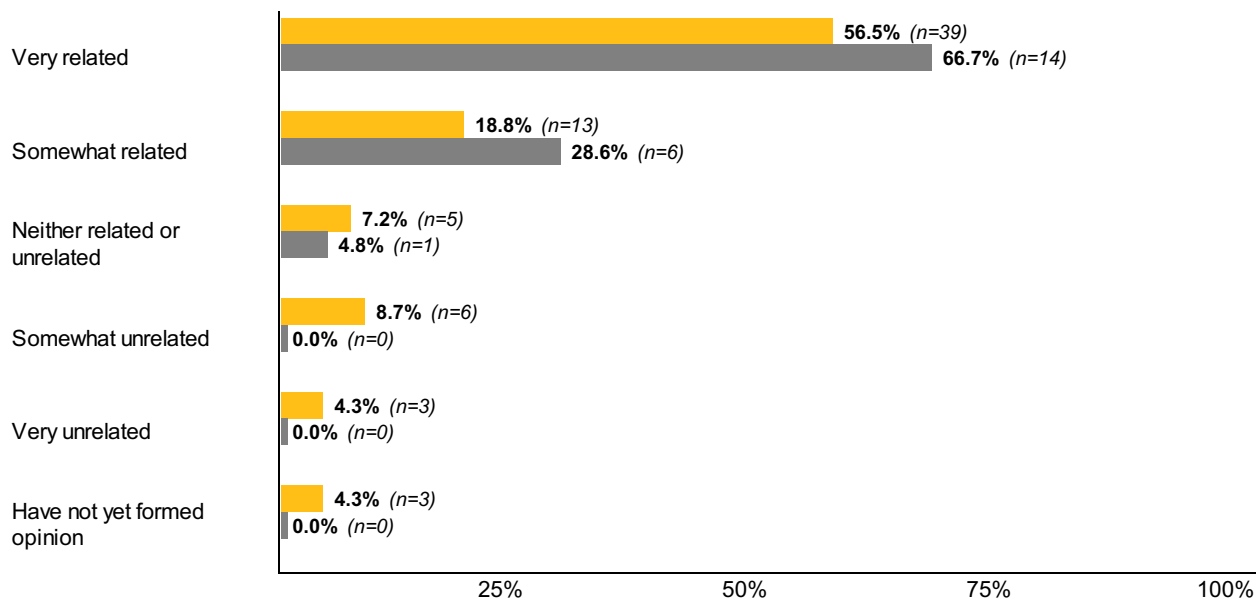
Undergraduate (n=14)  
 Masters (n=3)



## Satisfaction

**Satisfaction 105:** How related is your primary post-graduation occupation to your program/area of study?

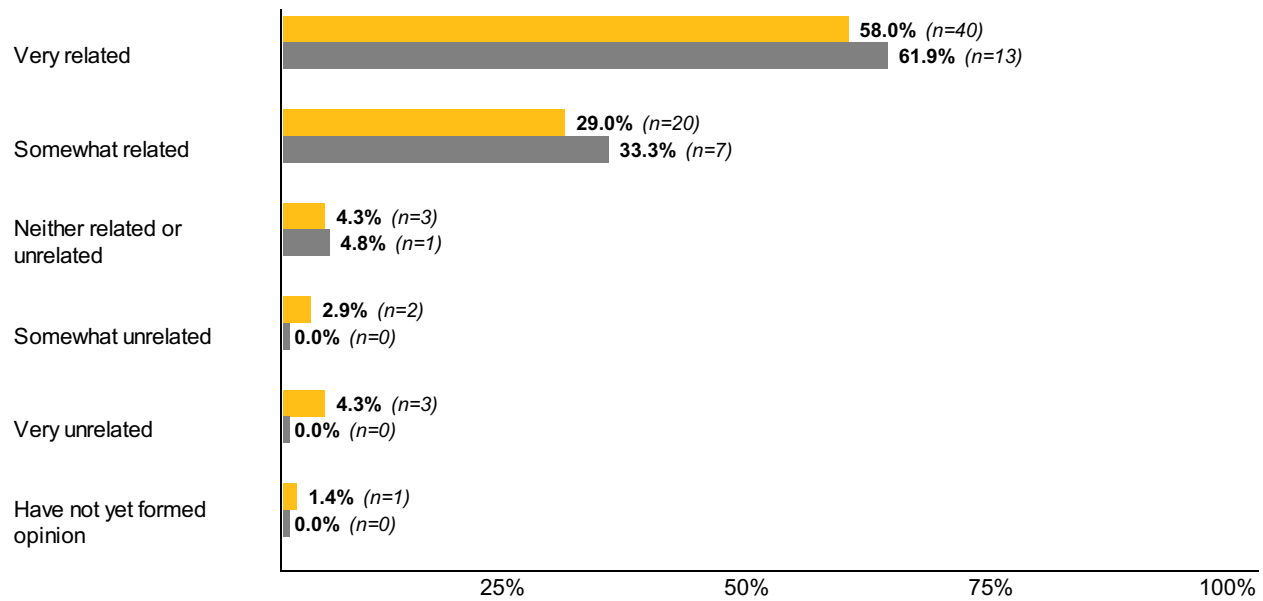
Undergraduate (n=69)  
Masters (n=21)



## Satisfaction

**Satisfaction 106:** How related is your primary post-graduation occupation to your career goals?

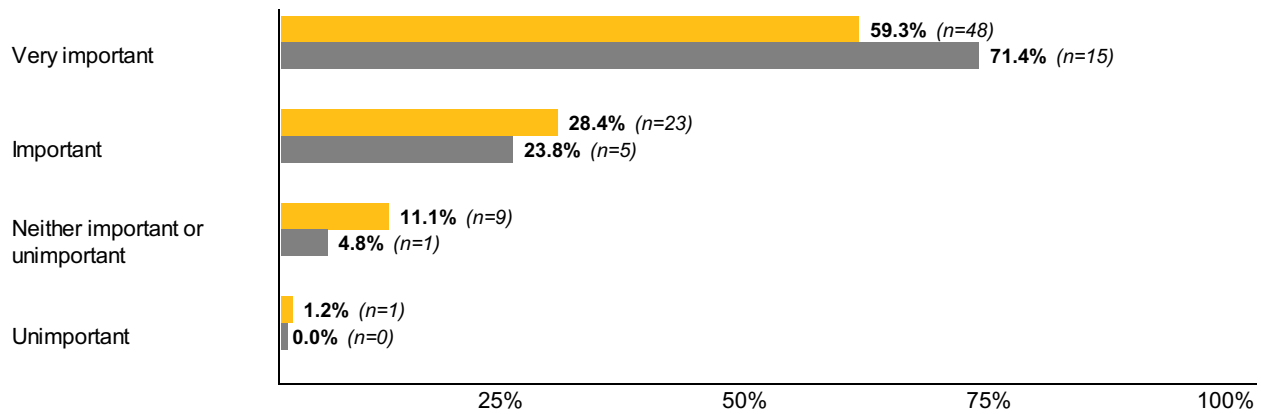
Undergraduate (n=69)  
 Masters (n=21)



## Satisfaction

**Satisfaction 107:** How important to you is it that your primary post-graduation occupation or career is related to your program/area of study?

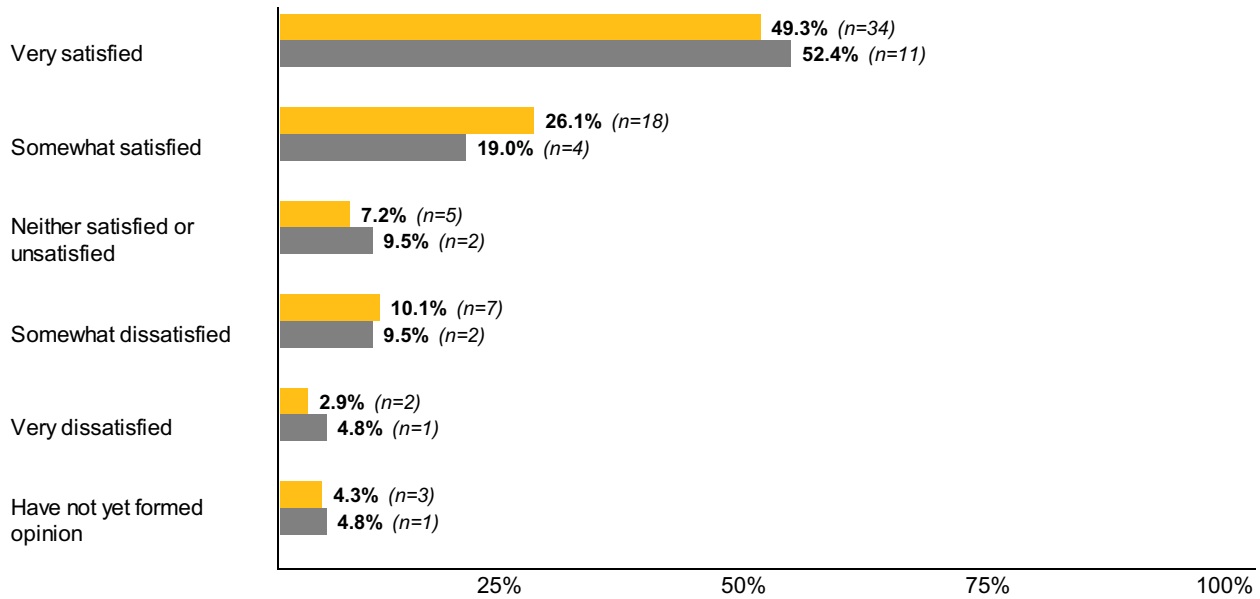
Undergraduate (n=81)  
 Masters (n=21)



## Satisfaction

**Satisfaction 108:** How satisfied are you with your primary post-graduation occupation?

Undergraduate (n=69)  
 Masters (n=21)



## Motivation

**Motivation 109:** Which of these best describes your situation before beginning the degree you recently completed? (Select all that apply)

	<b>Undergraduate</b> <i>n=80</i>	<b>Masters</b> <i>n=19</i>
Recently completed high school or GED	<b>52.5%</b> ( <i>n=42</i> )	<b>0.0%</b> ( <i>n=0</i> )
Working full-time	<b>20.0%</b> ( <i>n=16</i> )	<b>84.2%</b> ( <i>n=16</i> )
Working part-time	<b>26.3%</b> ( <i>n=21</i> )	<b>5.3%</b> ( <i>n=1</i> )
Caring for children or other family	<b>22.5%</b> ( <i>n=18</i> )	<b>21.1%</b> ( <i>n=4</i> )
Recently completed post-secondary education	<b>10.0%</b> ( <i>n=8</i> )	<b>36.8%</b> ( <i>n=7</i> )
Unemployed and seeking employment	<b>11.3%</b> ( <i>n=9</i> )	<b>0.0%</b> ( <i>n=0</i> )
Engaged in military service	<b>7.5%</b> ( <i>n=6</i> )	<b>10.5%</b> ( <i>n=2</i> )
Unemployed and not seeking employment	<b>8.8%</b> ( <i>n=7</i> )	<b>0.0%</b> ( <i>n=0</i> )
Other	<b>1.3%</b> ( <i>n=1</i> )	<b>5.3%</b> ( <i>n=1</i> )



## Motivation

**Motivation 110:** What was your primary motivation when beginning the degree you recently completed?

	<b>Undergraduate</b> <i>n=80</i>	<b>Masters</b> <i>n=20</i>
Employment opportunities	<b>32.5%</b> ( <i>n=26</i> )	<b>30.0%</b> ( <i>n=6</i> )
Personal enrichment	<b>23.8%</b> ( <i>n=19</i> )	<b>35.0%</b> ( <i>n=7</i> )
Income potential	<b>18.8%</b> ( <i>n=15</i> )	<b>15.0%</b> ( <i>n=3</i> )
Impact on society	<b>11.3%</b> ( <i>n=9</i> )	<b>10.0%</b> ( <i>n=2</i> )
Job satisfaction	<b>6.3%</b> ( <i>n=5</i> )	<b>10.0%</b> ( <i>n=2</i> )
Professional prestige	<b>5.0%</b> ( <i>n=4</i> )	<b>0.0%</b> ( <i>n=0</i> )
Other	<b>2.5%</b> ( <i>n=2</i> )	<b>0.0%</b> ( <i>n=0</i> )

## Motivation

**Motivation 111:** What was your primary motivation when finishing the degree you recently completed?

	<b>Undergraduate</b> <i>n=80</i>	<b>Masters</b> <i>n=20</i>
Employment opportunities	<b>37.5%</b> ( <i>n=30</i> )	<b>30.0%</b> ( <i>n=6</i> )
Personal enrichment	<b>23.8%</b> ( <i>n=19</i> )	<b>15.0%</b> ( <i>n=3</i> )
Impact on society	<b>17.5%</b> ( <i>n=14</i> )	<b>25.0%</b> ( <i>n=5</i> )
Income potential	<b>7.5%</b> ( <i>n=6</i> )	<b>25.0%</b> ( <i>n=5</i> )
Job satisfaction	<b>5.0%</b> ( <i>n=4</i> )	<b>5.0%</b> ( <i>n=1</i> )
Professional prestige	<b>5.0%</b> ( <i>n=4</i> )	<b>0.0%</b> ( <i>n=0</i> )
Other	<b>3.8%</b> ( <i>n=3</i> )	<b>0.0%</b> ( <i>n=0</i> )

## Motivation

**Motivation 112:** How helpful was your degree in allowing you to affect each of the following outcomes? Please rate each option from "Very Unhelpful" to "Very Helpful."

	<b>Undergraduate</b> <i>n=81</i>	<b>Masters</b> <i>n=21</i>
Employment opportunities = Very Helpful	<b>29.6%</b> ( <i>n=24</i> )	<b>14.3%</b> ( <i>n=3</i> )
Employment opportunities = Helpful	<b>45.7%</b> ( <i>n=37</i> )	<b>47.6%</b> ( <i>n=10</i> )
Employment opportunities = Neither Helpful nor Unhelpful	<b>8.6%</b> ( <i>n=7</i> )	<b>9.5%</b> ( <i>n=2</i> )
Employment opportunities = Unhelpful	<b>1.2%</b> ( <i>n=1</i> )	<b>0.0%</b> ( <i>n=0</i> )
Employment opportunities = Very Unhelpful	<b>4.9%</b> ( <i>n=4</i> )	<b>9.5%</b> ( <i>n=2</i> )
Employment opportunities = Have not yet formed opinion	<b>9.9%</b> ( <i>n=8</i> )	<b>19.0%</b> ( <i>n=4</i> )
Impact on society = Very Helpful	<b>24.7%</b> ( <i>n=20</i> )	<b>23.8%</b> ( <i>n=5</i> )
Impact on society = Helpful	<b>46.9%</b> ( <i>n=38</i> )	<b>52.4%</b> ( <i>n=11</i> )
Impact on society = Neither Helpful nor Unhelpful	<b>8.6%</b> ( <i>n=7</i> )	<b>0.0%</b> ( <i>n=0</i> )
Impact on society = Unhelpful	<b>1.2%</b> ( <i>n=1</i> )	<b>0.0%</b> ( <i>n=0</i> )
Impact on society = Very Unhelpful	<b>3.7%</b> ( <i>n=3</i> )	<b>4.8%</b> ( <i>n=1</i> )
Impact on society = Have not yet formed opinion	<b>14.8%</b> ( <i>n=12</i> )	<b>14.3%</b> ( <i>n=3</i> )
Income potential = Very Helpful	<b>23.5%</b> ( <i>n=19</i> )	<b>19.0%</b> ( <i>n=4</i> )
Income potential = Helpful	<b>42.0%</b> ( <i>n=34</i> )	<b>42.9%</b> ( <i>n=9</i> )
Income potential = Neither Helpful nor Unhelpful	<b>11.1%</b> ( <i>n=9</i> )	<b>9.5%</b> ( <i>n=2</i> )
Income potential = Unhelpful	<b>1.2%</b> ( <i>n=1</i> )	<b>0.0%</b> ( <i>n=0</i> )
Income potential = Very Unhelpful	<b>4.9%</b> ( <i>n=4</i> )	<b>9.5%</b> ( <i>n=2</i> )
Income potential = Have not yet formed opinion	<b>17.3%</b> ( <i>n=14</i> )	<b>19.0%</b> ( <i>n=4</i> )
Job satisfaction = Very Helpful	<b>27.2%</b> ( <i>n=22</i> )	<b>14.3%</b> ( <i>n=3</i> )
Job satisfaction = Helpful	<b>39.5%</b> ( <i>n=32</i> )	<b>47.6%</b> ( <i>n=10</i> )

For data standards information and disclaimers, go to [TheOutcomesSurvey.com/DataStandards.html](http://TheOutcomesSurvey.com/DataStandards.html)

12-Month Post Graduation Survey Snapshot

Job satisfaction = Neither Helpful nor Unhelpful	<b>9.9%</b> (n=8)	<b>23.8%</b> (n=5)
Job satisfaction = Unhelpful	<b>3.7%</b> (n=3)	<b>0.0%</b> (n=0)
Job satisfaction = Very Unhelpful	<b>2.5%</b> (n=2)	<b>9.5%</b> (n=2)
Job satisfaction = Have not yet formed opinion	<b>16.0%</b> (n=13)	<b>4.8%</b> (n=1)
Personal enrichment = Very Helpful	<b>39.5%</b> (n=32)	<b>61.9%</b> (n=13)
Personal enrichment = Helpful	<b>34.6%</b> (n=28)	<b>23.8%</b> (n=5)
Personal enrichment = Neither Helpful nor Unhelpful	<b>8.6%</b> (n=7)	<b>4.8%</b> (n=1)
Personal enrichment = Unhelpful	<b>0.0%</b> (n=0)	<b>0.0%</b> (n=0)
Personal enrichment = Very Unhelpful	<b>3.7%</b> (n=3)	<b>9.5%</b> (n=2)
Personal enrichment = Have not yet formed opinion	<b>12.3%</b> (n=10)	<b>0.0%</b> (n=0)
Professional prestige = Very Helpful	<b>30.9%</b> (n=25)	<b>42.9%</b> (n=9)
Professional prestige = Helpful	<b>37.0%</b> (n=30)	<b>23.8%</b> (n=5)
Professional prestige = Neither Helpful nor Unhelpful	<b>12.3%</b> (n=10)	<b>19.0%</b> (n=4)
Professional prestige = Unhelpful	<b>2.5%</b> (n=2)	<b>0.0%</b> (n=0)
Professional prestige = Very Unhelpful	<b>2.5%</b> (n=2)	<b>9.5%</b> (n=2)
Professional prestige = Have not yet formed opinion	<b>14.8%</b> (n=12)	<b>4.8%</b> (n=1)

For data standards information and disclaimers, go to [TheOutcomesSurvey.com/DataStandards.html](http://TheOutcomesSurvey.com/DataStandards.html)