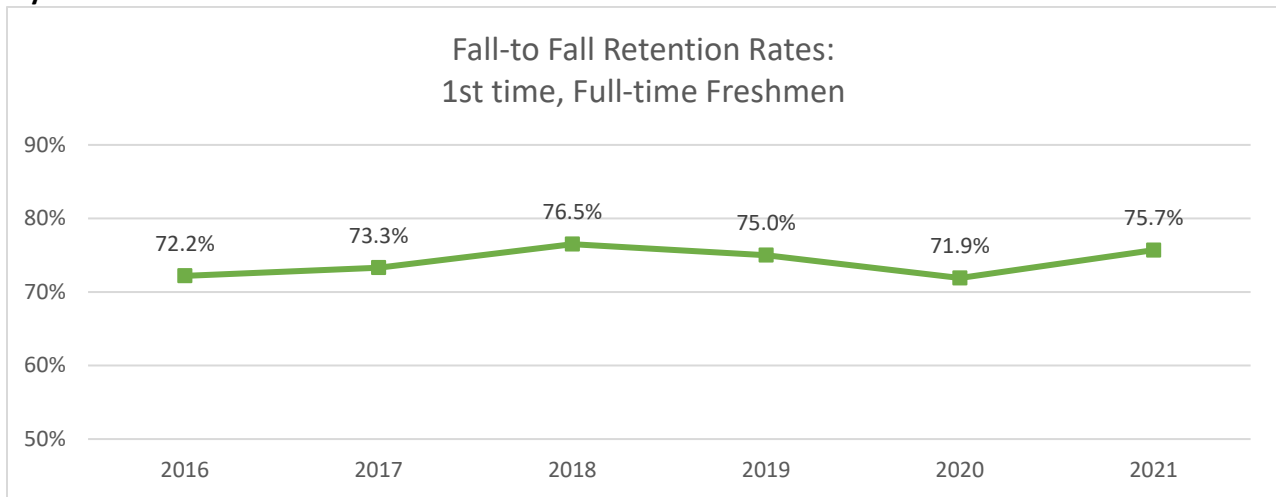


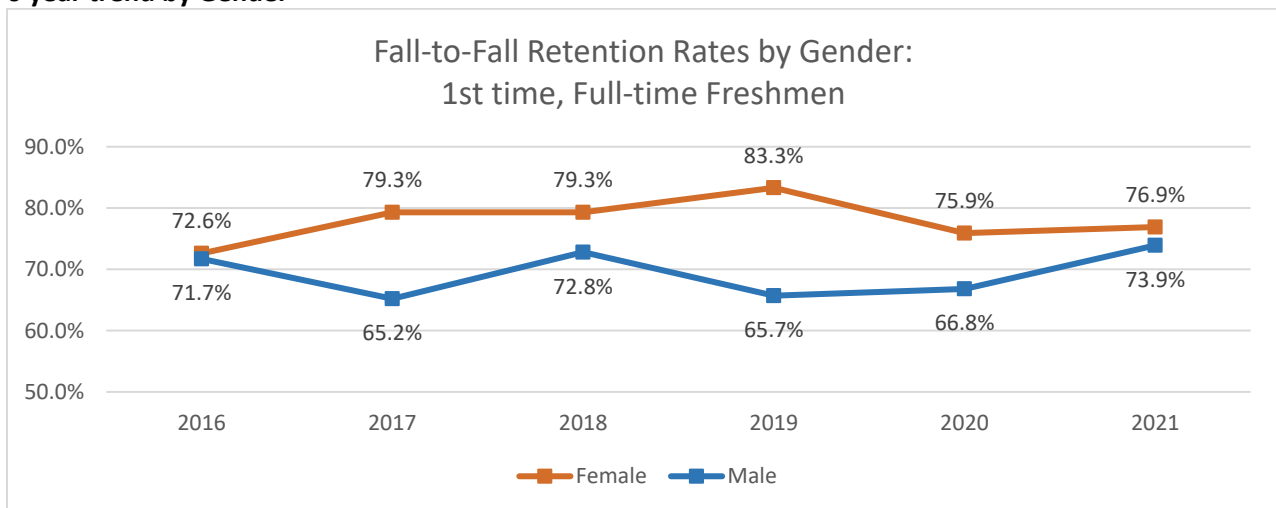
Fall-to-Fall Retention Trends for 1st Time, Full-time Degree Seeking Freshmen

6 year trend



This graph displays the Fall-to-Fall Retention rates amongst 6 different Fall cohorts of 1st time, Full-time, Degree Seeking Freshmen. Starting with the 2016 cohort, the retention rates trend upwards until the 2018 cohort, and then trend downwards until the 2020 cohort. There is a significant upward trend from the 2020 cohort to the 2021 cohort.

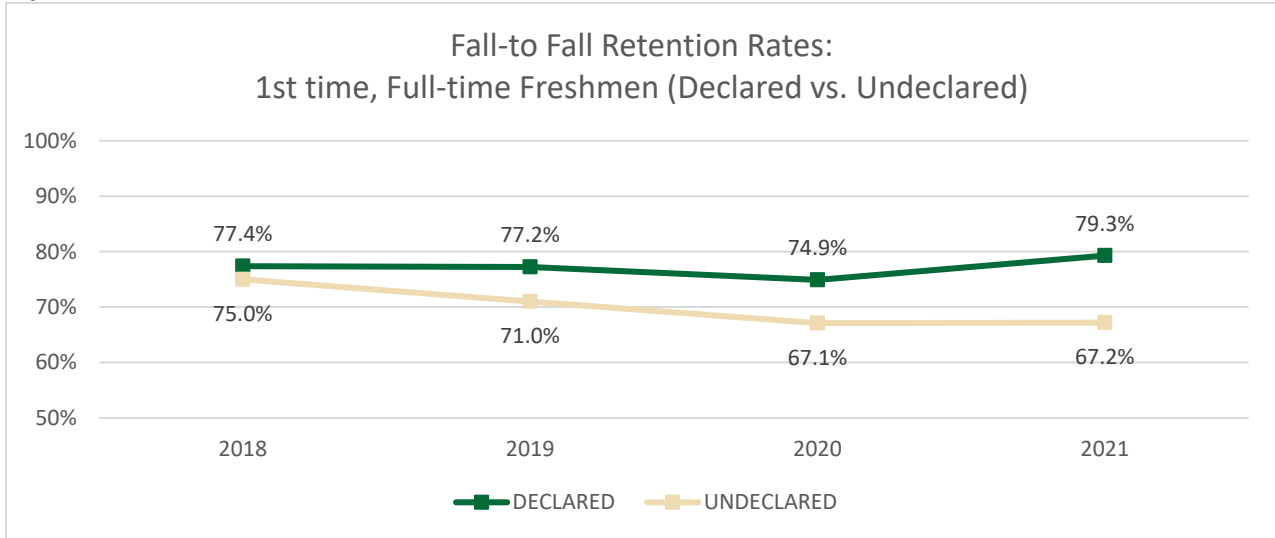
6 year trend by Gender



This graph displays the Fall-to-Fall Retention rates amongst 6 different Fall cohorts of 1st time, Full-time, Degree Seeking Freshmen disaggregated by gender. The Female retention rates are higher than the Male retention rates amongst all cohorts.

T: +1 671.735.2646 F: +1 671.734.3636 W: www.uog.edu
 Jesus and Eugenia Leon Guerrero Business and Public Administration Building
 Mailing Address: 303 University Drive UOG Station Mangilao, Guam 96913

4 year trend: Declared vs Undeclared



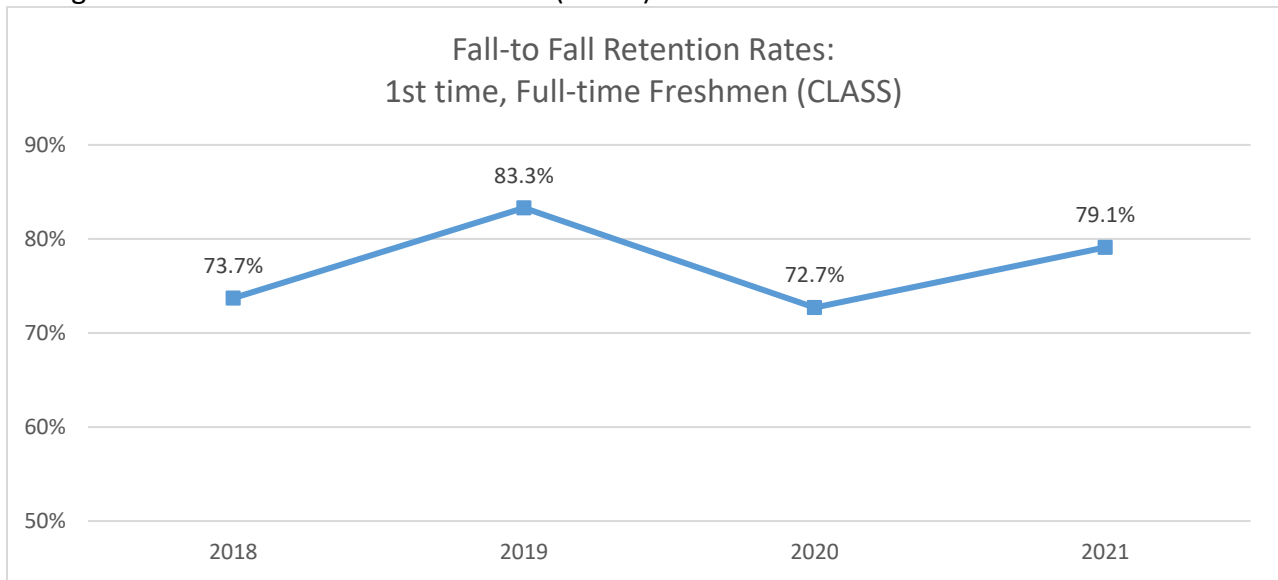
This graph displays the Fall-to-Fall Retention rates amongst 4 different Fall cohorts of 1st time, Full-time, Degree Seeking Freshmen disaggregated by Declared and Undeclared status. Students at the University of Guam can declare a major under the following schools/colleges: College of Liberal Arts and Social Sciences (CLASS), College of Natural and Applied Sciences (CNAS), School of Business and Public Administration (SBPA), School of Engineering (SENG), School of Education (SOE), and School of Health (SOH). Students who have not declared their major fall under the Enrollment Management and Student Success (EMSS) Division. A further breakdown by school/college is included.

1st time, Full-time Degree Seeking Freshmen who declare their major have higher retention rates than those who do not declare their major amongst the 4 cohorts. Starting with the 2018 cohort, the retention rates for Declared and Undeclared trend downwards until the 2020 cohort. There is a significant upward trend in retention rates from the 2020 Declared to the 2021 Declared, with the 2021 Declared having the highest retention rate of 79.3%. In contrast, there is only a slight upward trend from the 2020 Undeclared to the 2021 Undeclared.

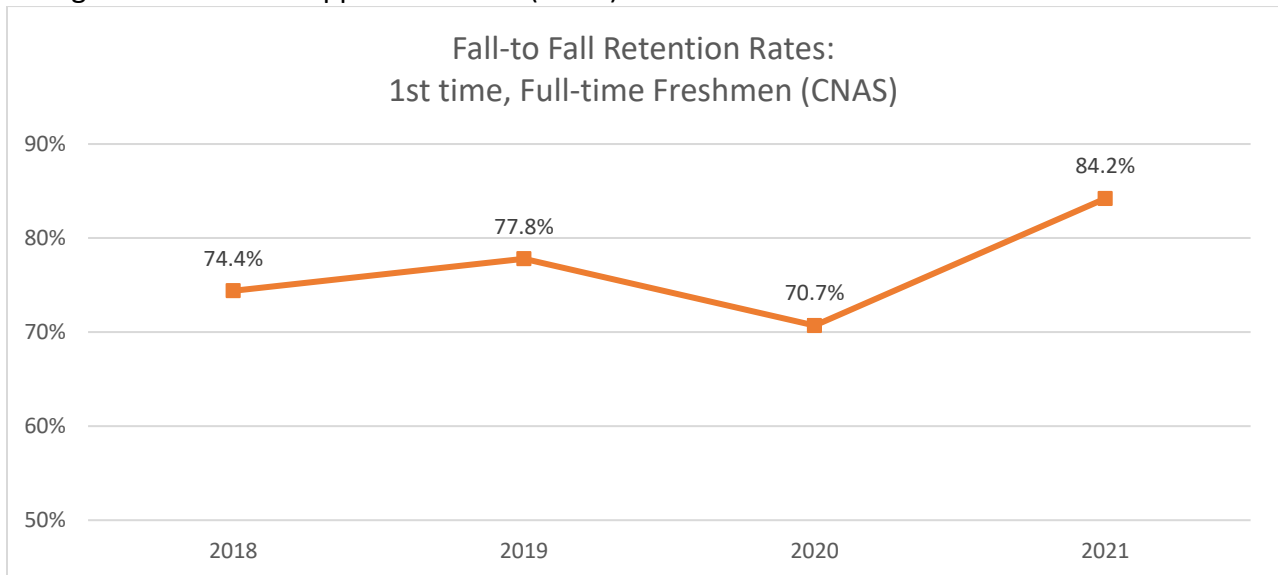
T: +1 671.735.2646 F: +1 671.734.3636 W: www.uog.edu
 Jesus and Eugenia Leon Guerrero Business and Public Administration Building
 Mailing Address: 303 University Drive UOG Station Mangilao, Guam 96913

4 year trends by School/College

College of Liberal Arts and Social Sciences (CLASS)

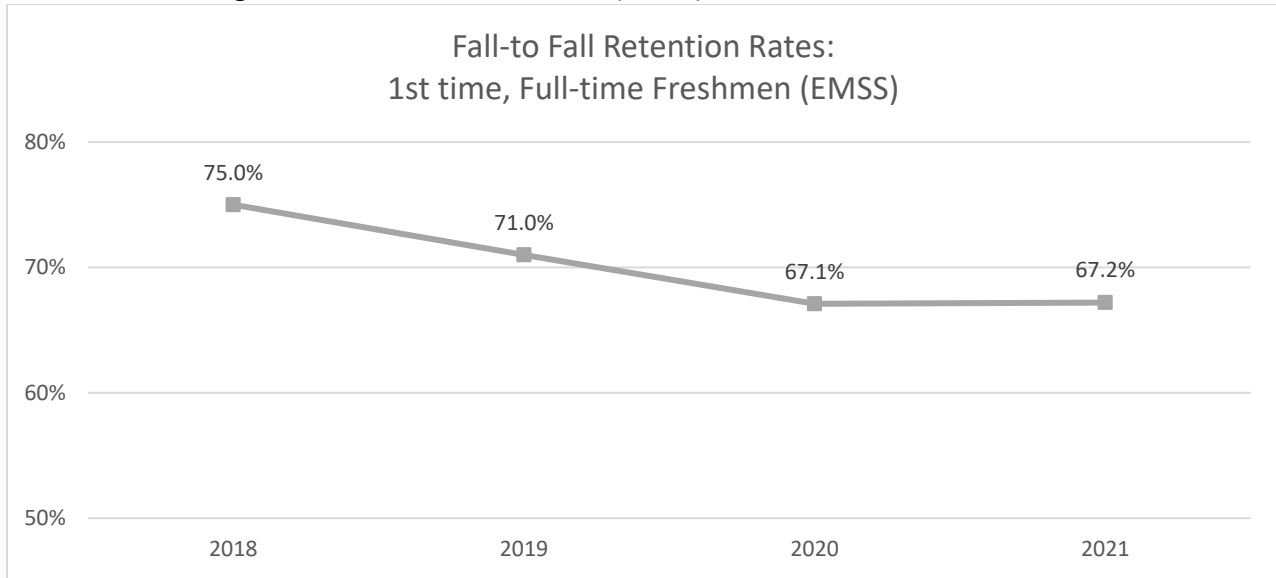


College of Natural and Applied Sciences (CNAS)

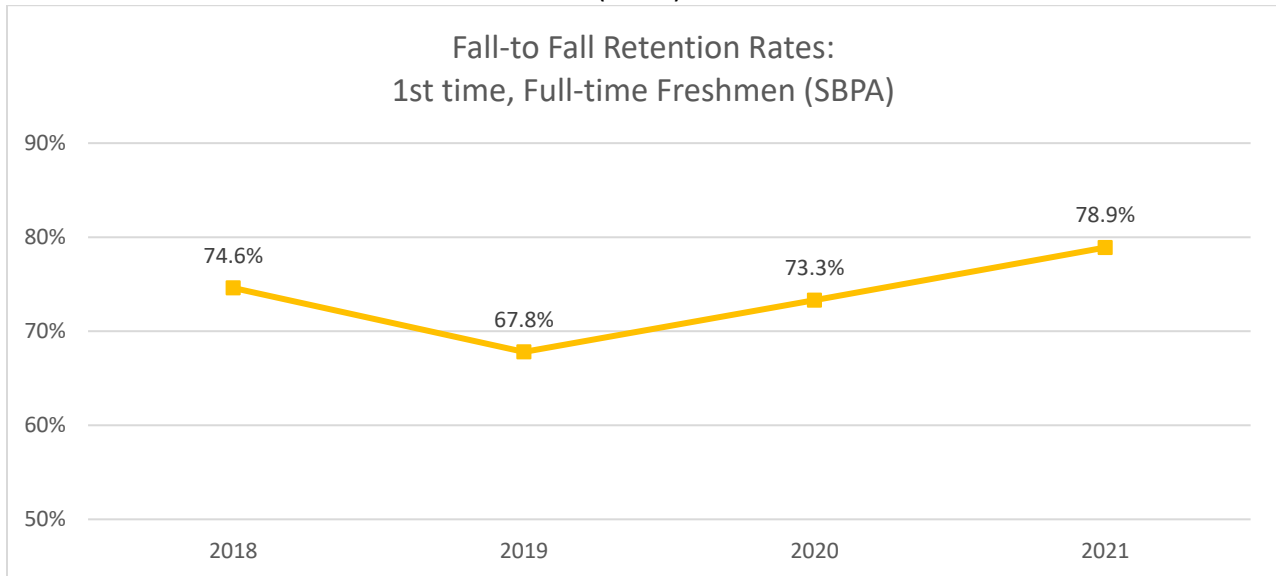


T: +1 671.735.2646 F: +1 671.734.3636 W: www.uog.edu
 Jesus and Eugenia Leon Guerrero Business and Public Administration Building
 Mailing Address: 303 University Drive UOG Station Mangilao, Guam 96913

Enrollment Management and Student Success (EMSS) Division

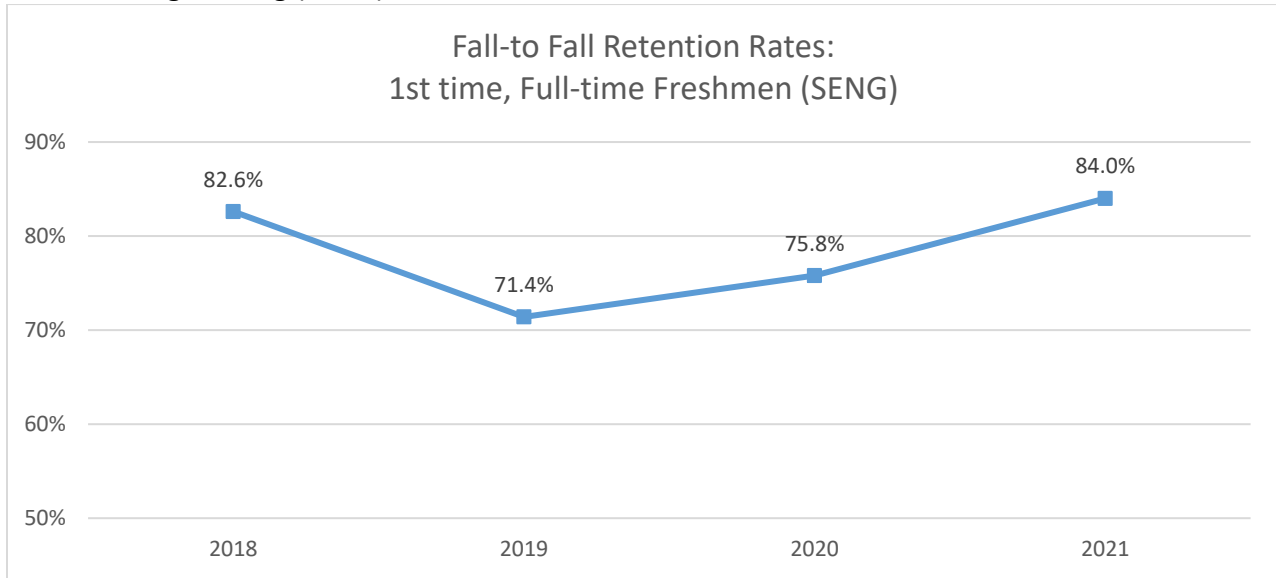


School of Business and Public Administration (SBPA)

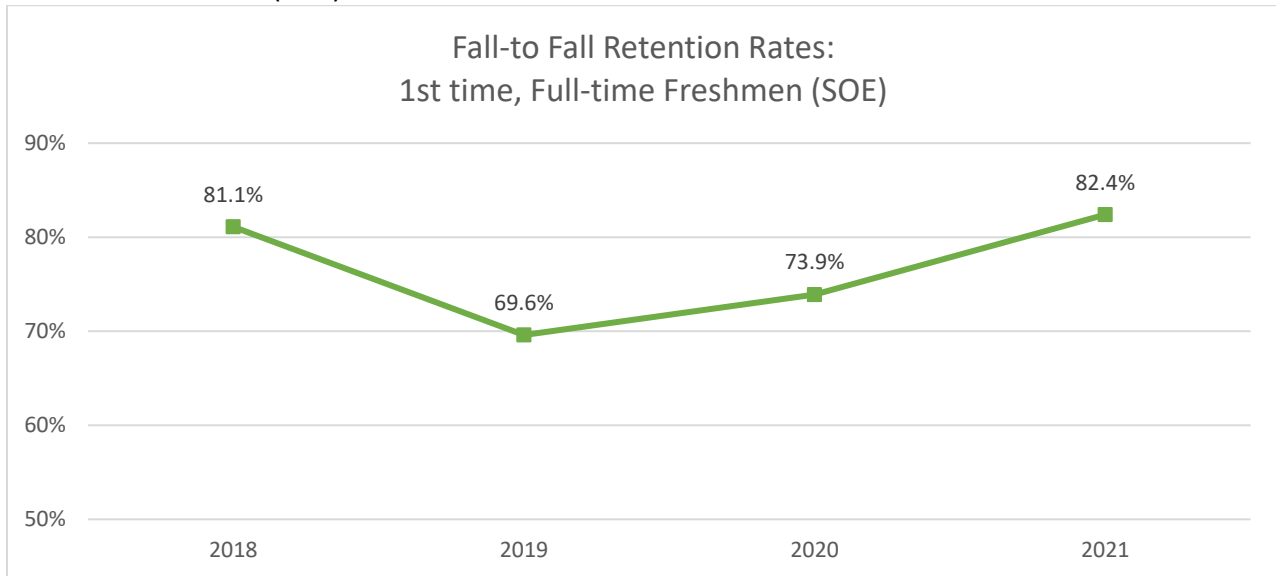


T: +1 671.735.2646 F: +1 671.734.3636 W: www.uog.edu
 Jesus and Eugenia Leon Guerrero Business and Public Administration Building
 Mailing Address: 303 University Drive UOG Station Mangilao, Guam 96913

School of Engineering (SENG)

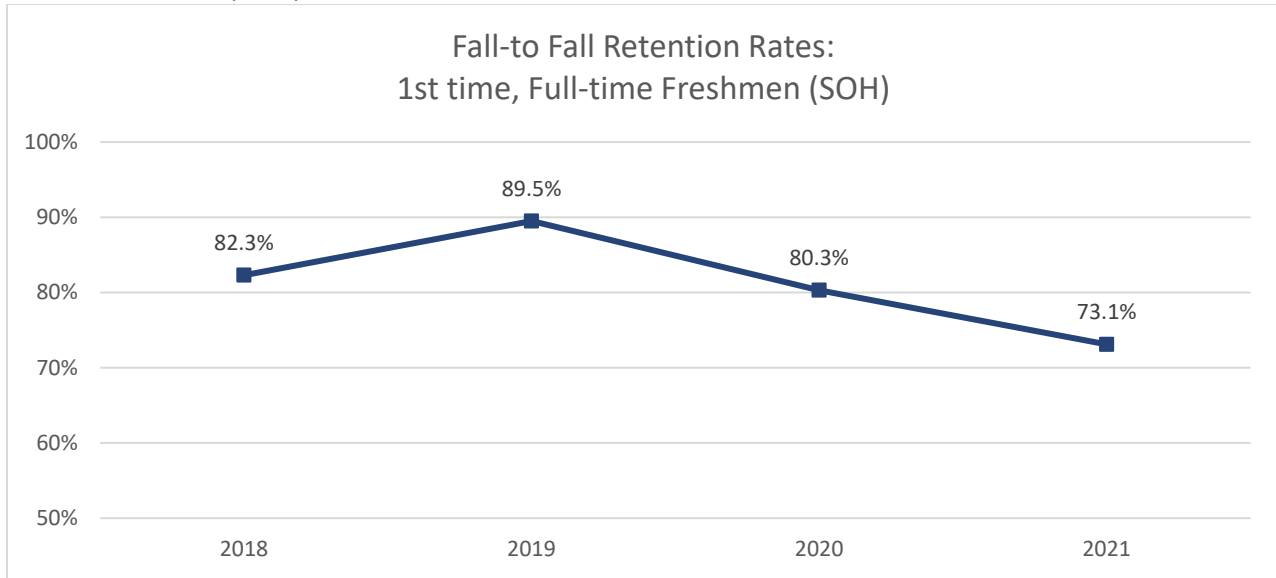


School of Education (SOE)



T: +1 671.735.2646 F: +1 671.734.3636 W: www.uog.edu
 Jesus and Eugenia Leon Guerrero Business and Public Administration Building
 Mailing Address: 303 University Drive UOG Station Mangilao, Guam 96913

School of Health (SOH)



T: +1 671.735.2646 F: +1 671.734.3636 W: www.uog.edu
Jesus and Eugenia Leon Guerrero Business and Public Administration Building
Mailing Address: 303 University Drive UOG Station Mangilao, Guam 96913