

# IPEDS 2023-24

## Data Collection System

IPEDS HELP DESK (877) 225-2568 | [ipedshelp@rti.org](mailto:ipedshelp@rti.org)  
OMB NO. 1850-0582 v.32 : Approval Expires 8/31/2025  
User ID: P240754A

### Student Financial Aid 2023-24

Institution: University of Guam (240754)

User ID: P240754A

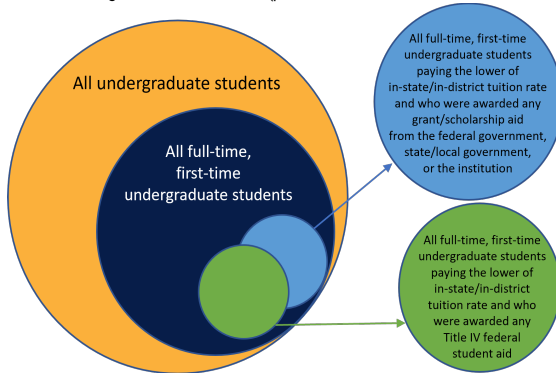
#### Overview

##### IPEDS Student Financial Aid Component Overview - Academic Reporters

Welcome to the Student Financial Aid (SFA) survey component. The purpose of the SFA component is to collect information about financial aid provided to various groups of undergraduate students and military/veteran educational benefits for all students at your institution.

##### Data Reporting Reminders:

- Report data to accurately reflect the period corresponding with the IPEDS survey component, even if such reporting is seemingly inconsistent with prior-year reporting.
- Undergraduate Student Counts  
You will be asked to report information for:
  - All undergraduate students
  - Full-time, first-time degree/certificate-seeking undergraduate students (FTFT)
  - FTFT undergraduate students who (paid the lower of in-state/in-district tuition rate for public institutions and) were awarded any grant/scholarship aid from the federal government, state/local government, or the institution
  - FTFT undergraduate students who (paid the lower of in-state/in-district tuition rate for public institutions and) were awarded any Title IV federal student aid



- COA Revisions  
Revisions to Cost of Attendance (COA) used to calculate the net price of attendance can be made in this component. Consult the instructions and screens to make sure you are reporting the correct aid amounts for the correct groups of students.
- College Affordability and Transparency Lists  
Net price amounts calculated in SFA will be used to populate the U.S. Department of Education's College Affordability and Transparency lists.
- Interactive Edits and Error Messages  
SFA contains interactive edits that will check for blank fields, invalid values, or values that fall outside expected ranges. Some error messages will require you to confirm or explain the values that you entered. Some error messages are fatal and will require you to contact the IPEDS Help Desk at (877) 225-2568 for resolution.
- Context Boxes  
You will find optional text boxes throughout SFA. Context boxes allow you to provide more information about the data you enter. Some of these context boxes may be made available to the public on College Navigator, so make sure that the information you enter can be understood easily by students, parents, and the public.

##### Changes to reporting:

The following changes were implemented for the 2023-24 data collection period:

- Removed the 'Groups terminology'
- Renumbered lines on screens and in instructions
- Reiterated instructions on what is reported in each part for specific students and reporting periods
- Rephrased "room and board" terminology in survey materials to "food and housing," including Glossary terms
- Added FAQ regarding inclusion of incarcerated students
- Revised FAQ regarding experimental site participants

##### Resources:

- To download the survey materials for this component: [Survey Materials](#)
- To access your prior year data submission for this component: [Reported Data](#)

If you have questions about completing this survey, please contact the IPEDS Help Desk at 1-877-225-2568.

Institution: University of Guam (240754)

User ID: P240754A

## Section 1: Part A - Establish Your Student Counts

## Part A - Establish Your Student Counts

## Instructions:

In the fields below, report the number of students enrolled in Fall 2022.

## Reporting Reminders:

- Part A establishes student counts.
- The numbers on this screen are carried forward to other parts of the Student Financial Aid Survey component and checked for consistency with data reported in other survey components.

		YOUR CURRENT YEAR DATA	YOUR PRIOR YEAR DATA
		Fall 2022	Fall 2021
02	<b>i</b> All undergraduate students	<input type="text" value="2,669"/>	2,767
03	All degree/certificate-seeking undergraduate students Of those on line 02, those who are <b>degree/certificate-seeking</b>	<input type="text" value="2,624"/>	
04	Of those on line 02, those who are <b>non-degree/non-certificate-seeking</b> (Line 02 – Line 03)	45	
05	All full-time, first-time degree certificate-seeking undergraduate students Of those on line 03, those who are <b>full-time, first-time</b>	<input type="text" value="438"/>	399
06	Of those on line 05, those awarded any: <ul style="list-style-type: none"><li>• <b>Federal Work Study</b>,</li><li>• <b>Loans to students</b>,</li><li>• Grant or scholarship aid from the federal government, state/local government, the institution, or</li><li>• Other sources known to the institution</li></ul>	<input type="text" value="355"/>	297
07	Of those on line 05, those awarded any: <ul style="list-style-type: none"><li>• <b>loans to students</b> or</li><li>• Grant or scholarship aid from the federal government, state/local government, or the institution</li></ul>	<input type="text" value="337"/>	297
08	Of those on line 05, those (paying the lower of in-state or in-district tuition rate for public institutions) who were awarded grant or scholarship aid from the federal government, state/local government, or the institution	<input type="text" value="309"/>	276
09	Of those on line 05, those (paying the lower of in-state or in-district tuition rate for public institutions) who were awarded any <b>Title IV federal student aid</b>	<input type="text" value="247"/>	183

Institution: University of Guam (240754)

User ID: P240754A

## Section 1: Part B - Student Counts and Financial Aid Award Amounts


## Part B - Enter Student Counts and Financial Aid Award Amounts

For this part, report:

For These Students	The Following Type(s) of Aid	Awarded in This Period
• All undergraduate students enrolled in Fall 2022 for the 2022-23 academic year as defined by the institution	<ul style="list-style-type: none"><li>• Grant or scholarship aid from:<ul style="list-style-type: none"><li>◦ federal government</li><li>◦ state/local government</li><li>◦ the institution</li><li>◦ other sources known to the institution</li></ul></li><li>• Loans to students from:<ul style="list-style-type: none"><li>◦ the federal government</li></ul></li></ul>	• Any time during academic year 2022-23
Information from Part A		Fall 2022
All undergraduate students (This number is carried forward from Part A, Line 02.)		2,669
Degree/certificate-seeking undergraduate students (This number is carried forward from Part A, Line 03.)		2,624
Non-degree/non-certificate-seeking undergraduate students (This number is carried forward from Part A, Line 04.)		45

In the fields below, report the student counts and the total amount of aid awarded for each aid type and student category.

Aid Type		2022-23											
		1 All undergraduate students				All degree/certificate-seeking undergraduates				All non-degree/non-certificate-seeking undergraduates			
		Number students who were awarded aid	Percentage of students who were awarded aid	Total amount of aid awarded	Average amount of aid awarded (Col.3/Col.1)	Number students who were awarded aid	Percentage of students who were awarded aid	Total amount of aid awarded	Average amount of aid awarded (Col.7/Col.5)	Number students who were awarded aid (Col.1-Col.5)	Percentage of students who were awarded aid	Total amount of aid awarded (Col.3-Col.7)	Average amount of aid awarded
		Col. 1	Col. 2	Col. 3	Col. 4	Col. 5	Col. 6	Col. 7	Col. 8	Col. 9	Col. 10	Col. 11	Col. 12
01	Grant or scholarship aid from the federal government, state/local government, the institution, and other sources known to the institution ( <b>Do NOT include federal student loans</b> )	1,403	53	7,603,169	5,419	1,403	53	7,603,169	5,419	0	0	0	
02	Federal Pell Grants	830	31	3,975,250	4,789	830	32	3,975,250	4,789	0	0	0	
03	Federal loans to students	321	12	1,521,112	4,739	321	12	1,521,112	4,739	0	0	0	

 You may use the box below to provide additional context for the data you have reported above. Context notes will be posted on the College Navigator website. Therefore, you should write all context notes using proper grammar (e.g., complete sentences with punctuation) and common language that can be easily understood by students and parents (e.g., spell out acronyms).

Non-applicable

Institution: University of Guam (240754)

User ID: P240754A

Section 1: Part C, Page 1 - full-time, first-time degree/certificate-seeking undergraduate students

Part C, Page 1 - Enter Information about full-time, first-time degree/certificate-seeking undergraduate students

Reporting Reminders:

- In the fields below, report the number of full-time, first-time degree/certificate-seeking undergraduate students enrolled in Fall 2022 paying the lower of in-state or in-district tuition rate. If your institution does not offer different rates, report all students as paying in-state tuition rates.

Information from Part A		Fall 2022		
01	Full-time, first-time degree/certificate-seeking undergraduate students (This number is carried forward from Part A, Line 05)	438		
Full-time, first-time students:		YOUR CURRENT YEAR DATA		YOUR PRIOR YEAR DATA
		Fall 2022		Fall 2021
		Number of students	Percentage of students	Percentage of students
02	<u>paying in-district tuition rates</u>	<input type="text" value="0"/>	0	0
03	<u>paying in-state tuition rates</u>	<input type="text" value="429"/>	98	98
04	<u>paying out-of-state tuition rates</u>	<input type="text" value="9"/>	2	2
05	Unknown (calculated value) This value is calculated using the following formula: [Line 01-(Line 02 +Line 03 +Line 04)]	0	0	0

Institution: University of Guam (240754)

User ID: P240754A

## Section 1: Part C, Page 2 - full-time, first-time degree/certificate-seeking undergraduate students

## Part C, Page 2 - Enter Information about full-time, first-time degree/certificate-seeking undergraduate students.

For this part, report:

For These Students	The Following Type(s) of Aid	Awarded in This Period
<ul style="list-style-type: none"><li>Full-time, first-time degree/certificate-seeking undergraduate students enrolled in Fall 2022 for the 2022-23 academic year as defined by the institution</li></ul>	<ul style="list-style-type: none"><li>Grant or scholarship aid from:<ul style="list-style-type: none"><li>federal government</li><li>state/local government</li><li>the institution</li></ul></li><li>Loans to students from:<ul style="list-style-type: none"><li>the federal government</li><li>other sources, including private or other loans</li></ul></li><li>Do <b>not</b> include:<ul style="list-style-type: none"><li>grant or scholarship aid from private or other sources</li><li>PLUS loans or loans made to anyone other than the student</li></ul></li></ul>	<ul style="list-style-type: none"><li>Any time during academic year 2022-23</li></ul>

Information from Part A	Fall 2022
Full-time, first-time degree/certificate-seeking undergraduate students (This number is carried forward from Part A, Line 05)	438
(This number is carried forward from Part A, Line 06) <ul style="list-style-type: none"><li>Full-time, first-time degree/certificate-seeking undergraduate students awarded:<ul style="list-style-type: none"><li>Federal Work Study</li><li>Loans to students</li><li>Grant or scholarship aid from the federal government, state/local government, or the institution</li><li>Other sources known to the institution</li></ul></li></ul>	355
(This number is carried forward from Part A, Line 07) <ul style="list-style-type: none"><li>Full-time, first-time degree/certificate-seeking undergraduate students awarded:<ul style="list-style-type: none"><li>Loans to students</li><li>Grant or scholarship aid from the federal government, state/local government, or the institution</li></ul></li></ul>	337
(This number is carried forward from Part A, Line 08) <ul style="list-style-type: none"><li>Full-time, first-time degree/certificate-seeking undergraduate students who paying the lower of in-state or in-district tuition rate for public institutions were awarded:<ul style="list-style-type: none"><li>Grant or scholarship aid from the federal government, state/local government, or the institution</li></ul></li></ul>	309

In the fields below, report the number of full-time, first-time degree/certificate-seeking undergraduate students and the total amount of aid awarded for each type of aid. Enter unduplicated student counts within a each aid category (e.g., Federal Pell Grants). However, a student can appear in more than one aid category.

Aid Type		Full-time, first-time degree/certificate-seeking undergraduate students (Part A, Line 05)				
		CURRENT YEAR DATA				YOUR PRIOR YEAR DATA
		Fall 2022				Fall 2021
		Number of FTFT students awarded aid	Percentage of FTFT students awarded aid	Total amount of aid awarded to FTFT students	Average amount of aid awarded to FTFT students	Average amount of aid awarded to FTFT students
01	Grants or scholarships from the federal government, state/local government, or the institution	317	72	1,610,786	5,081	5,007
02	Federal grants and scholarship aid	199	45	1,102,602	<input checked="" type="checkbox"/> 5,541	4,157
03	Federal Pell Grants	199	45	1,059,266	5,323	5,104
04	Other federal grants and scholarship aid	79	18	43,336	549	880
05	State/local government grant or scholarship aid (includes fellowships/tuition waivers/exemptions)	226	52	442,358	1,957	1,805
06	Institutional grant or scholarship aid (includes fellowships/tuition waivers/exemptions)	12	3	65,826	5,486	4,936
07	Loans to students	322	74	1,399,869	4,347	4,423
08	Federal loans to students	317	72	1,345,355	4,244	4,423
09	Other loans to students (including private loans)	5	1	54,514	10,903	

You may use the box below to provide additional context for the data you have reported above. Context notes will be posted on the College Navigator website. Therefore, you should write all context notes using proper grammar (e.g., complete sentences with punctuation) and common language that can be easily understood by students and parents (e.g., spell out acronyms).

Non-applicable

Institution: University of Guam (240754)

User ID: P240754A

## Section 1: Comparison Chart

## Comparison Chart

## Reporting Reminders:

- Based on the information reported on the previous screens for all undergraduate students and full-time, first-time degree/certificate-seeking undergraduate students, this comparison chart seeks to help institutions check their reported data. Assuming the information reported is correct, the calculated fields for 'All Other Undergraduate students' should be the balance. Similarly, comparison chart values for all degree/certificate and all non-degree/ certificate undergraduates should match the total reported in columns 1-4 in Section 1, Part B. If the balance does not check with your institution's calculations, please correct your reported numbers before moving forward with the completion of the SFA survey component.
- Data for all degree/certificate seeking undergraduate students and full-time, first-time undergraduate students are published on College Navigator.

## Note:

- Data for the 'all other degree/certificate undergraduate' students and all non-degree/certificate undergraduate students will appear in the IPEDS Data Center for data users, but not in College Navigator.

		Fall 2022	Academic Year 2022-23	Academic Year 2022-23
		Number of students	Federal Pell grants	Federal Student Loans
01	All degree/certificate seeking undergraduate students	2,624		
02	Number of students awarded aid		830	321
03	Percentage awarded aid		32	12
04	Total amount of aid awarded		3,975,250	1,521,112
05	Average amount of aid awarded		4,789	4,739
06	Full-time, first-time degree/certificate seeking undergraduate students	438		
07	Number of students awarded aid		199	317
08	Percentage awarded aid		45	72
09	Total amount of aid awarded		1,059,266	1,345,355
10	Average amount of aid awarded		5,323	4,244
11	All other degree/certificate seeking undergraduate students	2,186		
12	Number of students awarded aid		631	4
13	Percentage awarded aid		29	0
14	Total amount of aid awarded		2,915,984	175,757
15	Average amount of aid awarded		4,621	43,939
16	All non-degree/non-certificate-seeking undergraduate students	45		
17	Number of students awarded aid		0	0
18	Percentage awarded aid		0	0
19	Total amount of aid awarded		0	0
20	Average amount of aid awarded			

Institution: University of Guam (240754)



User ID: P240754A

## Section 1: Cost of Attendance

## Cost of attendance for full-time, first-time undergraduate students

## Reporting Reminders:

- These numbers are carried forward from Institutional Characteristics (IC) Survey and should only be changed if an error was made in the reporting.
- Please review the amounts below for accuracy and consistency with your institution's records. These data will be made available to the public on College Navigator. If your institution participates in any Title IV programs (Federal Pell Grant, Federal Direct Loan, etc.), all information must be reported.
- Estimates of expenses for books and supplies, food and housing, and other expenses are those from the **Cost of Attendance report** used by the financial aid office in determining financial need. Please talk to your IC Survey data reporter before changing these numbers to ensure the data is correct.

Charges for full academic year	2020-21	2021-22	2022-23
Published <u>tuition</u> and <u>required fees</u> :			
<u>In-district</u>			
Tuition	5,040	5,436	5,304
Required fees	806	806	806
Tuition + fees total	5,846	6,242	6,110
<u>In-state</u>			
Tuition	5,040	5,436	5,304
Required fees	806	806	806
Tuition + fees total	5,846	6,242	6,110
<u>Out-of-state</u>			
Tuition	10,080	10,872	10,608
Required fees	806	806	806
Tuition + fees total	10,886	11,678	11,414
 <u>Books and supplies</u>	2,050	2,150	2,150
<u>On-campus:</u>			
<u>Food and housing</u>	3,868	3,888	3,888
<u>Other expenses</u>	2,250	2,250	2,300
Food and housing and other expenses	6,118	6,138	6,188
<u>Off-campus (not with family):</u>			
<u>Food and housing</u>	11,403	11,844	11,844
<u>Other expenses</u>	3,353	3,312	4,327
Food and housing and other expenses	14,756	15,156	16,171
 <u>Off-campus (with family):</u>			
<u>Other expenses</u>	3,353	3,312	4,327

Institution: University of Guam (240754)

User ID: P240754A

## Section 1: Part D

**Part D - Enter Information about full-time, first-time degree/certificate-seeking undergraduate students paying the lower of in-state or in-district tuition rate who were awarded grant or scholarship aid from the following sources: the federal government, state/local government, or the institution**


## Reporting Reminders:

- The information you report in this part will be used in Part F to calculate average institutional net price.
- Do not include students who received HEERF grants only.
- For this part, report:

For These Students	The Following Type(s) of Aid	Awarded in This Period
<ul style="list-style-type: none"><li>• Full-time, first-time degree/certificate-seeking undergraduate students enrolled in Fall 2022 for the 2022-23 academic year as defined by the institution paying the lower of in-state or in-district tuition rate for public institutions who were awarded grant or scholarship aid from the following sources: the federal government, state/local government, or the institution</li><li>• Do <b>not</b> include students awarded only grant or scholarship aid from private or other sources, or students awarded only non-grant aid</li></ul>	<ul style="list-style-type: none"><li>• Grant or scholarship aid from:<ul style="list-style-type: none"><li>◦ federal government</li><li>◦ state/local government</li><li>◦ the institution</li></ul></li><li>• Do <b>not</b> include:<ul style="list-style-type: none"><li>◦ grant or scholarship aid from private or other sources</li><li>◦ federal student loans</li><li>◦ parent PLUS loans</li><li>◦ private loans</li><li>◦ HEERF grants</li><li>◦ Federal Work Study amounts</li></ul></li></ul>	<ul style="list-style-type: none"><li>• Any time during academic year 2022-23</li></ul>

In the fields below, report the number of full-time, first-time degree/certificate-seeking undergraduate students paying the lower of in-state or in-district tuition rate awarded grant or scholarship aid from the following sources: the federal government, state/local government, or the institution with each type of living arrangement and the total amount of grant or scholarship aid from the federal government, state/local government, or the institution awarded to these students. Do not include HEERF grants.

Information from Part A:		YOUR PRIOR YEAR DATA 2020-21	YOUR PRIOR YEAR DATA 2021-22	YOUR CURRENT YEAR DATA 2022-23
01	Full-time, first-time degree/certificate-seeking undergraduate students paying the lower of in-state or in-district tuition rate for public institutions who were awarded grant or scholarship aid from the following sources: the federal government, state/local government, or the institution (This number is carried forward from Part A, Line 08)	243	276	309
Report the number of these students from Part A, Line 08 with the following living arrangements:		YOUR PRIOR YEAR DATA 2020-21	YOUR PRIOR YEAR DATA 2021-22	YOUR CURRENT YEAR DATA 2022-23
02	<u>On-campus</u>	22	14	11
03	<u>Off-campus (with family)</u>	175	140	169
04	<u>Off-campus (not with family)</u>	43	42	45
05	Unknown (calculated) This value is calculated using the following formula: Line 01 - (Line 02 +Line 03 +Line 04)	3	80	84
06	<b>Report the total amount of grant or scholarship aid from the federal government, state/local government, or the institution awarded to these students. Do not include HEERF grants.</b>	1,289,547	1,336,215	1,607,786
07	Average grant or scholarship aid from the federal government, state/local government, or the institution awarded to full-time, first-time degree/certificate undergraduate students (calculated value). This value is calculated using the following formula: Line 06/Line 01	5,307	4,841	5,203

 You may use the box below to provide additional context for the data you have reported above. Context notes will be posted on the College Navigator website. Therefore, you should write all context notes using proper grammar (e.g., complete sentences with punctuation) and common language that can be easily understood by students and parents (e.g., spell out acronyms).

Non-applicable



Institution: University of Guam (240754)

User ID: P240754A

## Section 1: Part E

**Part E – Enter Information about full-time, first-time degree/certificate-seeking undergraduate students paying the lower of in-state or in-district tuition rate awarded any Title IV federal student aid, including federal grants or federal student loans.**

## Reporting Reminders:

- The information you report in this part will be used in Part G to calculate average institutional net price by income level.
- Do not include students who received HEERF grants only.
- For this part, report:

For These Students	The Following Type(s) of Aid	Awarded in This Period
<ul style="list-style-type: none"><li>• Full-time, first-time degree/certificate-seeking undergraduate students enrolled Fall 2022 for the 2022-23 academic year as defined by the institution paying the lower of in-state or in-district tuition rate for public institutions who were awarded any Title IV federal student aid</li></ul>	<ul style="list-style-type: none"><li>• Grant or scholarship aid from:<ul style="list-style-type: none"><li>◦ federal government</li><li>◦ state/local government</li><li>◦ the institution</li></ul></li><li>• Do <b>not</b> include:<ul style="list-style-type: none"><li>◦ grant or scholarship aid from private or other sources</li><li>◦ federal student loans</li><li>◦ parent PLUS loans</li><li>◦ private loans</li><li>◦ HEERF grants</li><li>◦ Federal Work Study amounts</li></ul></li></ul>	<ul style="list-style-type: none"><li>• Any time during academic year 2022-23</li></ul>

- In the fields below, report the number of full-time, first-time degree/certificate-seeking undergraduate students awarded any Title IV students with each type of living arrangement and the total amount of grant or scholarship aid from the federal government, state/local government, or the institution awarded to these students by income level.

Information from Part A:		2020-21	2021-22	2022-23
01	Full-time, first-time degree/certificate-seeking undergraduate students paying the lower of in-state or in-district tuition rate for public institutions who were awarded any Title IV federal student aid (This number is carried forward from Part A, Line 09) Report the number of these students with the following living arrangements:	239	183	247
Report the number of these students from Part A, Line 09 with the following living arrangements:		YOUR PRIOR YEAR DATA	YOUR PRIOR YEAR DATA	YOUR CURRENT YEAR DATA
		2020-21	2021-22	2022-23
02	On-campus	19	14	29
03	Off-campus (with family)	183	131	169
04	Off-campus (not with family)	37	38	49
05	Unknown (calculated) This value is calculated using the formula: [Line 01 - (Line 02 +Line 03 + Line 04)]	0	0	0

## Full-Time, First-Time Degree/Certificate Undergraduates Awarded Title IV Aid

## 2020-21


	Number of students awarded any Title IV aid	Of those in Column 1, the <b>number</b> awarded any grant or scholarship aid from the following sources: the federal government, state/local government, or the institution	For those in Column 1, the <b>total amount</b> of grant or scholarship aid awarded from the following sources: the federal government, state/local government, or the institution	<b>1</b> Average amount of federal, state/local, and institutional grant or scholarship aid awarded to students in Column 1
Income level	Col. 1	Col. 2	Col. 3	Col. 4
01 \$0-30,000	98	92	597,137	6,093
02 \$30,001-48,000	67	59	236,430	3,529
03 \$48,001-75,000	68	42	204,325	3,005
04 \$75,001-110,000	4	4	11,387	2,847
05 \$110,001 and more	2	0	0	0
06 Total all income levels	239	197	1,049,279	4,390

## 2021-22

	Number of students awarded any Title IV aid	Of those in Column 1, the <b>number</b> awarded any grant or scholarship aid from the following sources: the federal government, state/local government, or the institution	For those in Column 1, the <b>total amount</b> of grant or scholarship aid awarded from the following sources: the federal government, state/local government, or the institution	<b>1</b> Average amount of federal, state/local, and institutional grant or scholarship aid awarded to students in Column 1
Income level	Col. 1	Col. 2	Col. 3	Col. 4
01 \$0-30,000	74	74	503,626	6,806
02 \$30,001-48,000	50	50	291,722	5,834
03 \$48,001-75,000	49	49	273,960	5,591
04 \$75,001-110,000	9	9	49,511	<input checked="" type="checkbox"/> 5,501
05 \$110,001 and more	1	1	<input checked="" type="checkbox"/> 13,897	13,897
06 Total all income levels	183	183	1,132,716	6,190

## 2022-23

		Number of students awarded any Title IV aid	Of those in Column 1, the <b>number</b> awarded any grant or scholarship aid from the following sources: the federal government, state/local government, or the institution	For those in Column 1, the <b>total amount</b> of grant or scholarship aid awarded from the following sources: the federal government, state/local government, or the institution	<b>1</b> Average amount of federal, state/local, and institutional grant or scholarship aid awarded to students in Column 1
Income level		Col. 1	Col. 2	Col. 3	Col. 4
01	\$0-30,000	<input type="text" value="88"/>	<input type="text" value="69"/>	<input type="text" value="614,669"/>	6,985
02	\$30,001-48,000	<input type="text" value="79"/>	<input type="text" value="79"/>	<input type="text" value="530,723"/>	6,718
03	\$48,001-75,000	<input type="text" value="48"/>	<input type="text" value="44"/>	<input type="text" value="214,399"/>	4,467
04	\$75,001-110,000	<input type="text" value="32"/>	<input type="text" value="20"/>	<input type="text" value="55,694"/>	1,740
05	\$110,001 and more	<input type="text" value="0"/>	<input type="text" value="0"/>	<input type="text" value="0"/>	
06	Total all income levels	<input checked="" type="checkbox"/> 247	212	1,415,485	5,731

 You may use the box below to provide additional context for the data you have reported above. Context notes will be posted on the College Navigator website. Therefore, you should write all context notes using proper grammar (e.g., complete sentences with punctuation) and common language that can be easily understood by students and parents (e.g., spell out acronyms).

Non-applicable

Institution: University of Guam (240754)

User ID: P240754A


## Section 1: Part F

**Part F – Net Price Calculation for Full-time, first-time degree/certificate-seeking undergraduate students awarded grant or scholarship aid from the federal government, state/local government, or the institution**

## Note:

- The following net price calculation is based on information that your institution reported in the Institutional Characteristics and Student Financial Aid components. For more information about the data your institution reported in the Institutional Characteristics component, please contact your institution's IPEDS Keyholder.

Cost of attendance components			YOUR PRIOR YEAR DATA	YOUR PRIOR YEAR DATA	YOUR CURRENT YEAR DATA
			2020-21	2021-22	2022-23
01	Published <u>tuition</u> and <u>required fees</u> (lower of in-state or in-district tuition rate for public institutions)		5,846	6,242	6,110
02	<u>Books and supplies</u>		2,050	2,150	2,150
03	<u>Food and housing</u> and <u>other expenses</u> by living arrangement				
	03a	<u>On-campus</u>	6,118	6,138	6,188
	03b	<u>Off-campus (with family)</u>	3,353	3,312	4,327
	03c	<u>Off-campus (not with family)</u>	14,756	15,156	16,171
04	Number of these students by living arrangement		YOUR PRIOR YEAR DATA	YOUR PRIOR YEAR DATA	YOUR CURRENT YEAR DATA
			2020-21	2021-22	2022-23
	04a	<u>On-campus</u>	22	14	11
	04b	<u>Off-campus (with family)</u>	175	140	169
	04c	<u>Off-campus (not with family)</u>	43	42	45
	04d	Unknown	3	80	84
05	Weighted average for food and housing and other expenses by number of students for each living arrangement (excluding unknown values) See instructions for the formula for this calculation		5,649	6,052	6,787
06	Total cost of attendance This value is calculated using the following formula: [F01+F02+F05]		13,545	14,444	15,047
07	Average amount of grant or scholarship aid awarded to these students from the following sources: the federal government, state/local government, and the institution		5,307	4,841	5,203
08	Average institutional <u>net price</u> for these students This value is calculated using the following formula: [F06-F07]		8,238	9,603	9,844
As required by the <i>Higher Education Act of 1965, as amended</i> , these amounts will be posted on the U.S. Department of Education's College Navigator website and used in the U.S. Department of Education's College Affordability and Transparency Lists.					

 You may use the box below to provide additional context for the data you have reported above. Context notes will be posted on the College Navigator website. Therefore, you should write all context notes using proper grammar (e.g., complete sentences with punctuation) and common language that can be easily understood by students and parents (e.g., spell out acronyms).

Non-applicable



Institution: University of Guam (240754)

User ID: P240754A

## Section 1: Part G


**Part G – Net Price Calculation for Full-time, first-time degree/certificate-seeking undergraduate students awarded any Title IV federal student aid.**

## Note:

- The following net price calculation is based on information that your institution reported in the Institutional Characteristics and Student Financial Aid components. For more information about the data your institution reported in the Institutional Characteristics survey component, please contact your institution's IPEDS Keyholder.

Cost of attendance of components			YOUR PRIOR YEAR DATA	YOUR PRIOR YEAR DATA	YOUR CURRENT YEAR DATA
			2020-21	2021-22	2022-23
01	Published <u>tuition</u> and <u>required fees</u> (lower of in-state or in-district tuition rate for public institutions)		5,846	6,242	6,110
02	<u>Books and supplies</u>		2,050	2,150	2,150
03	<u>Food and housing</u> and <u>other expenses</u> by living arrangement				
	03a	<u>On-campus</u>	6,118	6,138	6,188
	03b	<u>Off-campus (with family)</u>	3,353	3,312	4,327
	03c	<u>Off-campus (not with family)</u>	14,756	15,156	16,171
04	Number of these students by living arrangement				
	04a	<u>On-campus</u>	19	14	29
	04b	<u>Off-campus (with family)</u>	183	131	169
	04c	<u>Off-campus (not with family)</u>	37	38	49
	04d	Unknown	0	0	0
05	Weighted average for food and housing and other expenses by number of students for each living arrangement (excluding unknown values) See instructions for the formula for this calculation		5,338	5,988	6,895
06	Total cost of attendance by income level This value is calculated using the following formula: [G01+G02+G05]		13,234	14,380	15,155
07	Average amount of grant or scholarship aid awarded to these students from the following sources: the federal government, state/local government, and the institution				
	07a	\$0-30,000	6,093	6,806	6,985
	07b	\$30,001-48,000	3,529	5,834	6,718
	07c	\$48,001-75,000	3,005	5,591	4,467
	07d	\$75,001-110,000	2,847	5,501	1,740
	07e	\$110,001 and more	0	13,897	
	07f	Total all income levels	4,390	6,190	5,731
08	Average institutional <u>net price</u> for full-time, first-time degree/certificate-seeking undergraduate students (paying the lower of in-state or in-district tuition rate for public institutions) who were awarded any Title IV federal student aid by income level. This value is calculated using the following formula: [G06-G07]				
	08a	\$0-30,000	7,141	7,574	8,170
	08b	\$30,001-48,000	9,705	8,546	8,437
	08c	\$48,001-75,000	10,229	8,789	10,688
	08d	\$75,001-110,000	10,387	8,879	13,415
	08e	\$110,001 and more	13,234	483	
	08f	Total all income levels	8,844	8,190	9,424

As required by the *Higher Education Act of 1965, as amended*, these amounts will be posted on the U.S. Department of Education's College Navigator website.

 You may use the box below to provide additional context for the data you have reported above. Context notes will be posted on the College Navigator website. Therefore, you should write all context notes using proper grammar (e.g., complete sentences with punctuation) and common language that can be easily understood by students and parents (e.g., spell out acronyms).

Non-applicable



Institution: University of Guam (240754)

User ID: P240754A

## Section 2: Military Servicemembers and Veteran's Benefits - Undergraduate and Graduate Students

## Section 2: Military Servicemembers and Veteran's Benefits - Undergraduate and Graduate Students

## Important Note:

- Report for **Post-9/11 GI Bill Benefits**: July 1, 2022 - June 30, 2023.
- Report for **Department of Defense Tuition Assistance Program**: October 1, 2022 - September 30, 2023

## Reporting Reminders:

- Report program student counts and disbursed amounts known to the institution for the Veteran's Affairs and Department of Defense programs listed.
- Report unduplicated student counts within a category (e.g., Post 9/11 GI Bill Benefits), however, a student can appear in both categories (i.e., a student can be counted as a Post 9/11 GI Bill Benefits recipient and a Department of Defense Tuition Assistance recipient).
- Student recipients can also include eligible dependents.
- Consult with your campus certifying official, who may not be in the student financial aid office.
- For Post-9/11 GI Bill Benefits, do not include the matching institutional aid provided through the [Yellow Ribbon Program](#) if your school participated.
- Do not leave a cell blank. Enter zero (0) if your institution did not have beneficiaries for the financial assistance program or program level.

Type of benefit/assistance	YOUR CURRENT YEAR DATA			YOUR PRIOR YEAR DATA
	2022-23			2021-22
	Number of students receiving benefits/assistance	Total dollar amount of benefits/assistance disbursed through the institution	Average dollar amount of benefits/assistance disbursed through the institution	Average dollar amount of benefits/assistance disbursed through the institution
	(1)	(2)	(3)	
<b>Post-9/11 GI Bill Benefits</b>				
Undergraduate students	145	707,366	4,878	4,655
Graduate students	7	28,436	4,062	4,040
Total	152	735,802	4,841	4,610
<b>Department of Defense Tuition Assistance Program</b>				
Undergraduate students	23	72,374	3,147	2,636
Graduate students	0	0		2,286
Total	23	72,374	3,147	2,538

Institution: University of Guam (240754)

User ID: P240754A

Prepared by

Prepared by

Reporting Reminders:

- The name of the preparer is being collected so that we can follow up with the appropriate person in the event that there are questions concerning the data.
- The Keyholder will be copied on all email correspondence to other preparers.
- The time it took to prepare this component is being collected so that we can continue to improve our estimate of the reporting burden associated with IPEDS.
- Please include in your estimate the time it took for you to review instructions, query and search data sources, complete and review the component, and submit the data through the Data Collection System.
- Thank you for your assistance.

This survey component was prepared by:					
<input type="radio"/>	Keyholder	<input type="radio"/>	SFA Contact	<input type="radio"/>	HR Contact
<input type="radio"/>	Finance Contact	<input type="radio"/>	Academic Library Contact	<input type="radio"/>	Other
Name:		<input type="text" value="Christina P Manglona"/>			
Email:		<input type="text" value="teenapm@triton.uog.edu"/>			

How many staff from your institution only were involved in the data collection and reporting process of this survey component?	
<input type="text" value="1.00"/>	Number of Staff (including yourself)

How many hours did you and others from your institution only spend on each of the steps below when responding to this survey component? <i>Exclude the hours spent collecting data for state and other reporting purposes.</i>				
Staff member	Collecting Data Needed	Revising Data to Match IPEDS Requirements	Entering Data	Revising and Locking Data
Your office	<input type="text" value="8.00"/> hours	<input type="text" value="6.50"/> hours	<input type="text" value="9.00"/> hours	<input type="text"/> hours
Other offices	<input type="text"/> hours	<input type="text"/> hours	<input type="text"/> hours	<input type="text"/> hours

Institution: University of Guam (240754)

User ID: P240754A

## Summary

## Student Financial Aid Component Summary

The purpose of this summary is to provide you an opportunity to view some of the data that, when accepted through the IPEDS quality control process, will appear on the [College Navigator](#) website and/or your institution's Data Feedback Report (DFR). In addition, all data reported in IPEDS survey components become publicly available through the [IPEDS Use the Data](#) and appear as aggregated statistics in various Department of Education reports. [College Navigator](#) is updated approximately three months after the data collection period closes and DFRs will be available through the [IPEDS Use the Data](#) and sent to your institution's CEO at the end of 2024.

Please review your data for accuracy. If you have questions about the data displayed below or after reviewing the data reported on the survey screens, please contact the IPEDS Help Desk at: 1-877-225-2568 or [ipedshelp@rti.org](mailto:ipedshelp@rti.org).

GENERAL INFORMATION	
Reporter Type	Academic
Calendar System	Semester Postsecondary awards, certificates, or diplomas of 300-899 clock hours...
Award Levels Offered	Postsecondary awards, certificates, or diplomas of at least 900 clock hours but less than 1,800 clock hours... Bachelor's degree Postbaccalaureate certificate Master's degree Full-time Undergraduate
Levels of Enrollment Offered	Full-time First-time, degree/certificate-seeking Undergraduate Full-time Graduate (not including doctor's professional) Part-time Undergraduate Part-time First-time, degree/certificate-seeking Undergraduate Part-time Graduate (not including doctor's professional)
System	No system

Financial Aid Information Summary				
		Fall 2022	Academic Year 2022-23	Academic Year 2022-23
		Number of students	Federal Pell grants	Federal Student Loans
01	All degree/certificate seeking undergraduate students	2,624		
02	Number of students awarded aid		830	321
03	Percentage awarded aid		32	12
04	Total amount of aid awarded		3,975,250	1,521,112
05	Average amount of aid awarded		4,789	4,739
06	Full-time, first-time degree/certificate seeking undergraduate students	438		
07	Number of students awarded aid		199	317
08	Percentage awarded aid		45	72
09	Total amount of aid awarded		1,059,266	1,345,355
10	Average amount of aid awarded		5,323	4,244
11	All other degree/certificate seeking undergraduate students	2,186		
12	Number of students awarded aid		631	4
13	Percentage awarded aid		29	0
14	Total amount of aid awarded		2,915,984	175,757
15	Average amount of aid awarded		4,621	43,939
16	All non-degree/non-certificate-seeking undergraduate students	45		
17	Number of students awarded aid		0	0
18	Percentage awarded aid		0	0
19	Total amount of aid awarded		0	0
20	Average amount of aid awarded			

Pricing Information			
Cost of attendance for full-time, first-time undergraduate students			
Charges for full academic year	2020-21	2021-22	2022-23
Published <u>In-state</u> Tuition + fees total	5,846	6,242	6,110
Published <u>Out-of-state</u> Tuition + fees total	10,886	11,678	11,414
<u>Books and supplies</u>	2,050	2,150	2,150
<u>On-campus: Food and housing</u>	3,868	3,888	3,888
<u>On-campus: Other expenses</u>	2,250	2,250	2,300
<u>Off-campus (not with family): Food and housing</u>	11,403	11,844	11,844
<u>Off-campus (not with family): Other expenses</u>	3,353	3,312	4,327
<u>Off-campus (with family): Other expenses</u>	3,353	3,312	4,327

Average Net Price				
		2020-21	2021-22	2022-23
Average institutional net price for Full-time, first-time degree/certificate-seeking undergraduate students paying the lower of in-state or in-district tuition rate for public institutions who were awarded grant or scholarship aid from the federal government, state/local government, or the institution		8,238	9,603	9,844
Average institutional net price for full-time, first-time degree/certificate-seeking undergraduate students paying the lower of in-state or in-district tuition rate for public institutions who were awarded any Title IV federal student aid by income level.				
	\$0-30,000	7,141	7,574	8,170
	\$30,001-48,000	9,705	8,546	8,437
	\$48,001-75,000	10,229	8,789	10,688
	\$75,001-110,000	10,387	8,879	13,415
	\$110,001 and more	13,234	483	
	Total all income levels	8,844	8,190	9,424

Military Service Members and Veteran's Benefits			
Type of benefit/assistance		Number of students receiving benefits/assistance	Total dollar amount of benefits/assistance disbursed through the institution
<u>Post-9/11 GI Bill Benefits</u>			
	Undergraduate students	145	707,366
	Graduate students	7	28,436
	Total	152	735,802
<u>Department of Defense Tuition Assistance Program</u>			
	Undergraduate students	23	72,374
	Graduate students	0	0
	Total	23	72,374



Institution: University of Guam (240754 )

User ID: P240754A

Edit Report

## Student Financial Aid

Source	Description	Severity	Resolved	Options
Screen: Page 2 - Full-time, first-time degree/certificate-seeking undergraduate students				
Screen Entry	The average amount of this type of aid awarded to FTFT Undergraduate students is outside the expected range of between 3,475 and 4,839 when compared with the prior year value. Please check the number of students and the total amount of aid awarded to these students, and correct or explain the discrepant values. (Error #7147)	Explanation	Yes	
Reason	Increase in scholarship aid.			
Screen: Full-time, first-time degree/certificate-seeking undergraduate students				
Screen Entry	The total number of FTFT awarded Title IV Aid students who were awarded any Title IV aid across all income levels is outside the expected range of between 138 and 228 based on the prior year value. Please correct your data or explain. (Error #7333)	Explanation	Yes	
Reason	more students applied for title iv aid			
Screen Entry	The calculated average amount of grant or scholarship aid awarded to FTFT awarded Title IV Aid students from the federal government, state/local government, or the institution for this income level is smaller than expected in comparison with the other income levels. Please check the values reported for the number of these students who were awarded any Title IV aid (Col. 1) and the total amount of grant or scholarship aid awarded to them (Col. 3) and correct your data or explain the discrepancy. (Error #7317) <b>This edit and explanation were retained from the prior year (for reference) and do not need to be re-explained in the current year edit report.</b>	Explanation	Yes	
Reason	Student received Pell Grant and State Scholarship.			
Screen Entry	The average amount of aid per grant/scholarship awardee (13,897) for 2021-22 in the "\$110,001 and more" income group is larger than expected based on the cost of attendance(0). Please review your data and make any necessary corrections or explain the discrepancy. (Error #7387) <b>This edit and explanation were retained from the prior year (for reference) and do not need to be re-explained in the current year edit report.</b>	Explanation	Yes	
Reason	student's private scholarship not included			