



[College of Liberal Arts & Social Sciences]
[Humanities]

FANUCHANAN (FALL) SEMESTER

[JA101] [Elementary Japanese I]

Course Syllabus and Calendar (subject to change)

Section Information [JA101-01]

[Course Schedule: Online]

[Location: Online]

[enrollment key:

Instructor Information

[Masumi Kai]

[Email: kai@triton.uog.edu]

[Office Location: HSS 120D]

[Office Hours: M: 7:30am-8:00pm, 12:00pm-2:30pm, T:

7:30am-8:00am, W: 7:30am-8:00am, 10:00am-12:00pm]

[Office Phone Number: 671-735-2814]

The course starts on **8/14 (W)**

*This is an intensive **eight-week course** (8/14-10/4). Highly recommended that you look at 2 to 3 days of course schedule and homework in advance.*

COURSE CATALOG DESCRIPTION

This course provides beginners with basic skills in listening, speaking, reading and writing in Japanese. Special Emphasis is on oral-aural skills.

COURSE CONTENT

You will learn Japanese characters (hiragana, katakana, and basic kanji) and the beginning level grammars. There are oral practices with a partner(s) and the teacher, quizzes, and daily assignments.

You need to spend a certain amount of time every day (M-F) watching the lesson video of the day and doing the assignments (quizzes and written homework). Lesson videos and quizzes are on Moodle. Please see the schedule for which video you need to watch. You can speed up and watch more videos or do more quizzes in a day, but never get behind the schedule. You must complete the assignments by the due date.

*** This is an online course, but it only means that instructions are not delivered in face-to-face classroom environment. Online course does not mean that you just look at something on a computer. Learning a language is very different from other subjects. This course is designed to be equivalent to a face-to-face JA101 course. There is a standard goal that you need to reach to finish JA101, and there are several requirements you must complete.

REQUIRED ACTIONS ON THE FIRST AND THE SECOND DAY (8/14 W & 8/15 Th):

Before 8/14 You will receive "Student Schedule Information Sheet". Please fill it out and send it back to the teacher at "kai@triton.uog.edu" **asap or by 8/6 (T)**.

8/14 (W):
1) Read the course syllabus and course schedule
2) Obtain the textbooks

8/15 (Th): **Contact the teacher between 8:30am-11:00am** using the "**Zoom with Teacher**" link on the course main page for the first online meeting. We will discuss the course activities.

* The online meeting on 8/15 (Th) is very IMPORTANT. This online meeting will take only several minutes per person, so **DO NOT miss it**. If you cannot attend the online meeting on 8/15 (Th) due to a justifiable reason, please inform the teacher through the 'Communication and Announcement' page **asap**.

COURSE REQUIREMENTS

1) Mandatory Attendance: There are following activities you are required to participate:

- practice with your partner(s) (M, W, & F);
- oral activity with the teacher on the assigned day and time (M);
- daily Moodle quiz (M-F);
- written assignments (see the schedule)

*Work, family, or personal matters (except serious matters) cannot be a valid reason to miss these activities and assignments. If you know that you would be busy on the due date, please do assignments in advance. If you are going to miss or missed the oral practice with the partner or the teacher, please inform it to the teacher immediately and seek some advice.

2) Class Attendance Policies: In order to pass this course (to **avoid getting an F in this course**), do not:

- miss the oral practice with your partner(s) more than 3 times.
- miss the oral activity with the teacher more than twice.
- miss more than 10 Moodle quizzes.

* **Copying and pasting the Moodle quiz answers or written assignments from somewhere, getting answers from your classmates, or entering random answers on Moodle quizzes is prohibited.** If such action is found, you will get 0 point for that quiz or assignment, and it will be counted as a missed quiz or assignment.

* The minutes you show up late for the oral practice with the teacher will be summed up. If it becomes equal to the practice time, it will be counted as a 1 day absent.

* Students cannot change the oral practice day with a partner without the teacher's approval. If your partner does not show up on zoom or does not respond to your message, inform it to the teacher immediately. If you do not inform your issue to the teacher right away (within two days), it will be counted as an absence.

3) Assignment Make-up Policies

- Written assignments must be submitted by the due date. **No late submission will be accepted.**
- Moodle quizzes will be closed at 11:59pm on the due date. **Requests to reopen the quizzes will NOT be entertained for any reasons** (except island-wide power outage, natural disaster like typhoon, or teacher's setting mistake). Try to do the quizzes in advance. If you experience power outage at your house, or if your computer is broken, try to find an alternative solution (c.f. UOG computer center is open) and inform it to the teacher asap.

4) Device

You need a computer with a camera. Using a cellphone is NOT recommended. A camera is needed to meet with the teacher and your partners for conversation practices and oral performance tests.

5) Required Course Materials

We will start using the following materials immediately.

- (1) a kanji booklet (download from the course main page)
- (2) a dictionary: an English-Japanese & a Japanese-English dictionary (online dictionary is fine too)
- (3) *Genki vol. 1*, second edition (better to have, but purchase is optional)

Communication with the Teacher and Announcements

All message to the teacher should be posted on the 'Communication & Announcement' page. There is an icon on the course main page. Important messages and announcements from the teacher will also be posted on this page. This way, we can share all important messages in the class and also it will be your proof that you sent a message to the teacher. Sending an email to the teacher's UOG address or use the Moodle message function is not recommended. It will not be guaranteed to be read and responded to in a timely manner.

EVALUATION and GRADING

In order to determine whether or not students have achieved the course learning objectives, students will be evaluated and graded as follows:

Grading Methodology

Below is a breakdown of the grade distribution for this course as well as how percentages translate to letter grades for the course:

Below is a breakdown of the grade distribution for this course as well as how percentages translate to letter grades for the course:

Moodle Quizzes (Grammar and characters)	20%
Written Assignments, Hiragana and Katakana exercises	20%
Oral Performance Tests (3 times)	20%
Chapter Test	10%
Oral practice with a partner, with the teacher	20%
Final Exam	10%
TOTAL	100%

Letter Grade	Grade Point Value	Percent Grade	Definition
A+	4.00	98-100%	Outstanding Honors-level performance with superior quality and extraordinary distinction.
A	4.00	93-97%	
A-	3.67	90-92%	
B+	3.33	87-89%	Good Solid accomplishment, indicating a substantial mastery of course materials and a good command of skills required by the course.
B	3.00	83-86%	
B-	2.67	80-82%	
C	2.33	77-79%	Adequate Students have achieved the level of competency needed for advancing to a subsequent course which has this course as pre-requisite.
C-	2.00	70-76%	
D	1.00	60-69%	Deficient Minimal passing, but not adequate to take a subsequent course which has this course as prerequisite.
F	0.00	< 69%	Failure Inadequate to receive credits
P			Pass
I			Incomplete
NC			No Credit

* The final grade will also consider the student's participation/involvement/engagement in the course.

* Special requests or negotiations with regards to your homework, quizzes, attendance, or grades not indicated on this syllabus will not be entertained. Procedures laid out in the syllabus are final.

*** There is no extra credit system for this course.** Do not expect to receive extra credit without doing the basics – the assignments and oral practices indicated on the course syllabus.

Oral Performance Test rubric

Oral performance will be graded using the rubric below.

Rating Scales and Descriptions (Example)
JA_101 Oral Performance_1_ /100

Name: ()

Scale	Fluency	Vocabulary	Structure	Pronunciation	Grammar Particle & Conjugation
5	Speech continuous and natural speed; no unnatural pauses				
4	only slight stumbling or unnatural pauses	Accurate usage of extensive and rich vocabulary; usage of extra vocabulary.	Utterances always correct	Almost or totally comprehensible to native speakers of Japanese	
3	Some definite stumbling, but manages to rephrase or continue	Generally accurate usage of basic words	Many correct utterances, but only sometimes structural problems remain	Only some/few errors, but still mostly comprehensible	All the particles or conjugation of verbs/adjectives are correct
2	Speech frequently hesitant and jerky; sentences may be left uncompleted	Often lacks needed words; somewhat inaccurate usage	Some utterances correct, but major structural problems remain	Many errors that impede comprehensibility, less than half understandable	Only some/few errors
1	Speech halting and fragmentary; long unnatural pauses or utterances	Lacks basic words; inadequate; inaccurate usage	Few/no utterances structurally correct	Incomprehensible/almost incomprehensible to native speakers of Japanese	Many lacks or incorrect usage of particles or conjugation of verbs/adjectives
memo					

No. ②: This score will vary depending on the number of information/structures required (each oral proficiency test is different)

1. Scales: (/20)×3= + /60 ← No. ①

2. Information (Name, Nationality, Age, Occupation, Grade, Major, Hobby, Tel no) (/8)×3= + /24

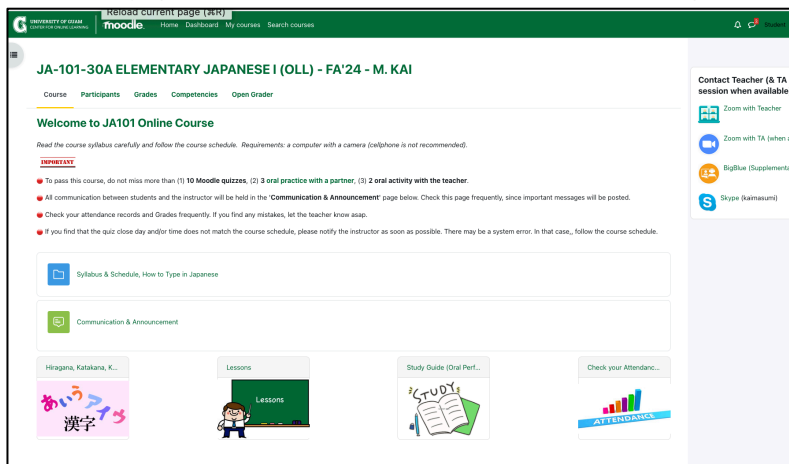
3. Extra Information or Creativity () : +1 +3 +5 +7 +10 +13 +16

4. Time (less than 2'00") : -20

No. ③: Creativity points are awarded for the good use of visual materials. The maximum score is calculated as *100-①-②* (differs for each oral proficiency test)

INSTRUCTIONS: HOW TO LEARN

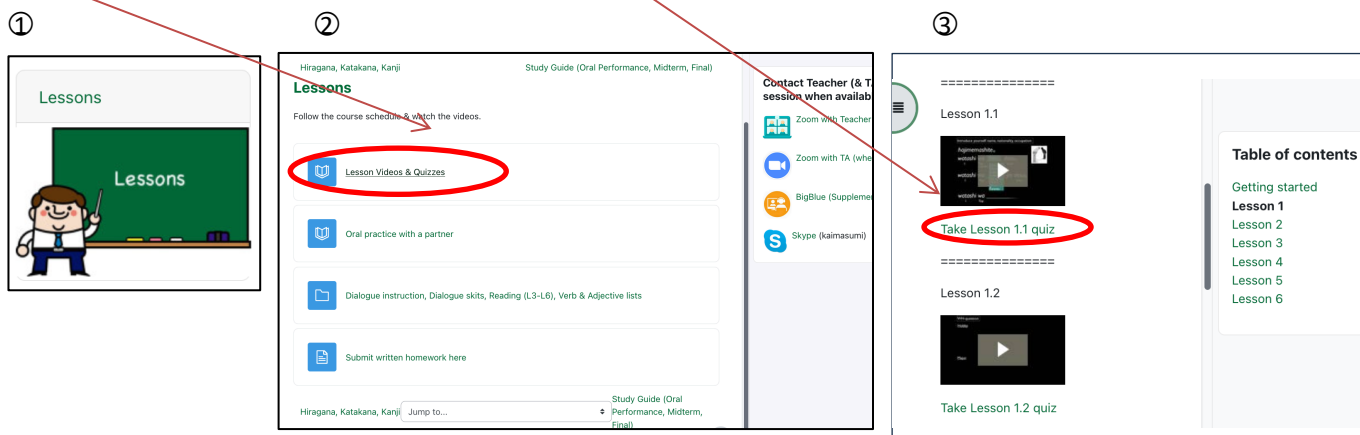
The main page of the course looks like this. There are several grids.



1) How to Learn Grammar

You follow the course schedule and watch the lesson video(s) of the day and do the assignments (Moodle quizzes and written homework).

To watch the lesson videos and take quizzes, ① open the “Lessons” grid, and then ② click “Lesson Videos & Quizzes” icon. ③ Watch the video of the day and click the quiz icon under it to take the quiz.



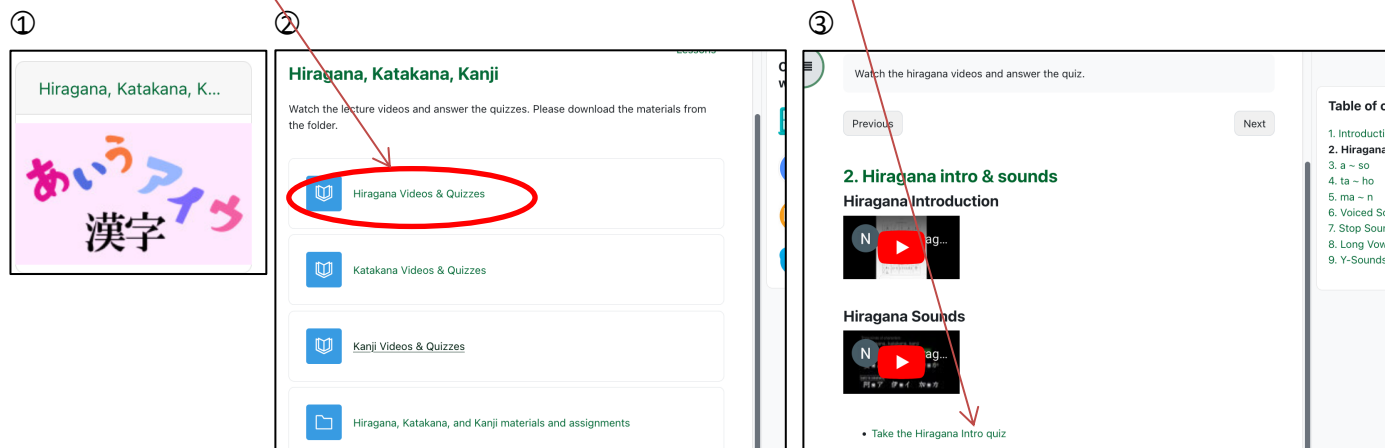
NOTE:

UOG online learning center has recently changed the Moodle version and video system. If you do not see the video(s), please let the teacher know asap.

2) How to Learn Hiragana, Katakana, and Kanji

Hiragana and Katakana: You watch the character videos to learn Hiragana and Katakana. There are Hiragana and Katakana quizzes. They are under the videos. There are also ‘Hiragana exercises’ and ‘Katakana exercises’. Follow the course schedule to do these assignments.

To watch the Hiragana videos and take quizzes, ① open the “Hiragana, Katakana, Kanji” grid, and then ② click “Hiragana Videos & Quizzes” icon. ③ Watch the video of the day and click the quiz link under the videos to take the quiz.



NOTE:

If the page does not show the video, please let the teacher know asap.

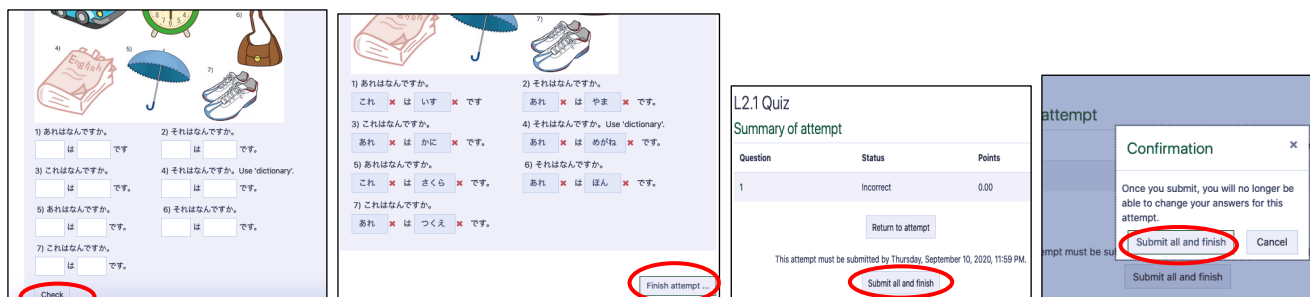
Kanji: You need to download two files: [JA101 Kanji booklet](#) and [JA101 Kanji writing homework](#). The kanji booklet is for your practice (no need to submit). The kanji writing homework has a due date to submit (see the schedule). Click the ‘[Hiragana, Katakana, Kanji materials and assignments](#)’ icon under ‘Hiragana, Katakana, Kanji’ grid to download the kanji homework sheets. Kanji starts from Lesson 3. Watch the kanji lesson video first, and then trace each kanji shape on the kanji booklet carefully. You also need to learn stroke orders of kanji and how each kanji is used in a word. Examples are in the kanji booklet. You will learn 3 to 4 new kanji a date. If you want, you can speed up and learn more kanji in a day.

3) Moodle Quizzes

Do not miss more than **10 Moodle quizzes** in total, or you will get an **F** in this course.

Lesson Quizzes: After you watch each lesson video, you must take the quiz of the day. You need to complete the quiz **by 11:59pm** on the due date. Each quiz is under the video. You can try each quiz **twice** and the highest score will be recorded as your grade. The lesson quizzes are NOT time controlled. You can spend as much time as you want. You can also look at a dictionary or the textbook.

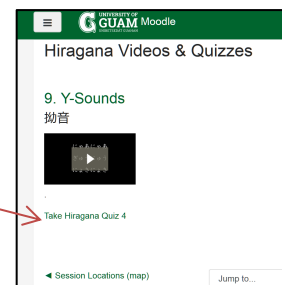
- After answering all questions, click the “[Finish attempt...](#)” button on the bottom (see below).
- Then the system shows if your answers are correct or not. After you review them, click the “[Finish attempt ...](#)” button on the bottom to look at your points.
- If you click “[Return to attempt](#)” button, you will go back to the previous (attempt) page. If you click the “[Submit all and finish](#)” button, the system will ask you “[Confirmation](#)”. Please confirm it.
- The attempt page will open. Click the “Finish review” button on the bottom. You will see the summary of your first attempt.
- Click the “Re-attempt quiz” button. You can try the second attempt. Before starting the second attempt, study your mistakes well. You can try the quiz twice. The highest score will be recorded.
- After you finish the second attempt, click the “[Submit all and finish](#)” button. Your second attempt page will open and if you put your mouse on top of the answers, you can see the correct answers.



Hiragana, Katakana, and Kanji Quizzes: There are hiragana, katakana, and kanji quizzes on specified dates. The quiz is under the video. These quizzes are NOT time controlled, however, **the kanji quizzes have time limitations**. You have access to the quiz for only a limited time (there is an instruction on the quiz page). So, study well before you start taking the kanji quiz.

***** Type in Japanese:** You need to know how to type in Japanese to answer Lesson quizzes, starting from Lesson 2. Download the 'how to type in Japanese' instruction file on the course main page and set up the Japanese language bar on your computer.

* You can also look at a dictionary or the textbook. But you need to answer by yourself. **Copying and pasting the Moodle quiz answers from the 1st attempt results, getting answers from your classmates, or typing in random answers on the first attempt to see correct answers, and the like are prohibited.** If such action is found, you will get 0 point for that quiz, and it will be counted as a missed quiz.



4) Written Homework and How to Submit

There is several written homework:

(1) **Hiragana, Katakana, Kanji:** You must download the specific sheets to do these writing assignments. Scratch paper will not be accepted. Click the icon titled "Hiragana, Katakana, and Kanji materials" in the "Hiragana, Katakana, Kanji" folder on the course main page.

(2) **Dialogue:** Watch the dialogue video or read the dialogue skit first. There are video links at the bottom of each Lesson page. There are also dialogue skits in the "Lessons" folder. The subfolder is titled "Dialogue skits, Reading (L3-L6), Verb & Adjective lists". You can also search dialogue videos on Youtube (search by "Genki dialogue"). After watching or reading the sample dialogue skit, create your "own" dialogue along with the topic. "Own" dialogue means to change the contents a bit but still follow the main topic of the dialogue (e.g. New Friends, Shopping, etc.). You must use hiragana and katakana (and kanji, if you like) to write your dialogue. Do not type.

(3) **Reading** (depends on the semester; if this homework is required, it is indicated on the course schedule): Use the textbook 'Genki I', L3-L6 reading and writing pages, or you can download the same contents from the course main page (in the "Lessons" folder).

For (1), download the sheets from the course main page. (2) to (4) use the textbooks. For (2) and (4), you need to make a copy of the page(s) to submit (do not submit the textbooks).

Note:

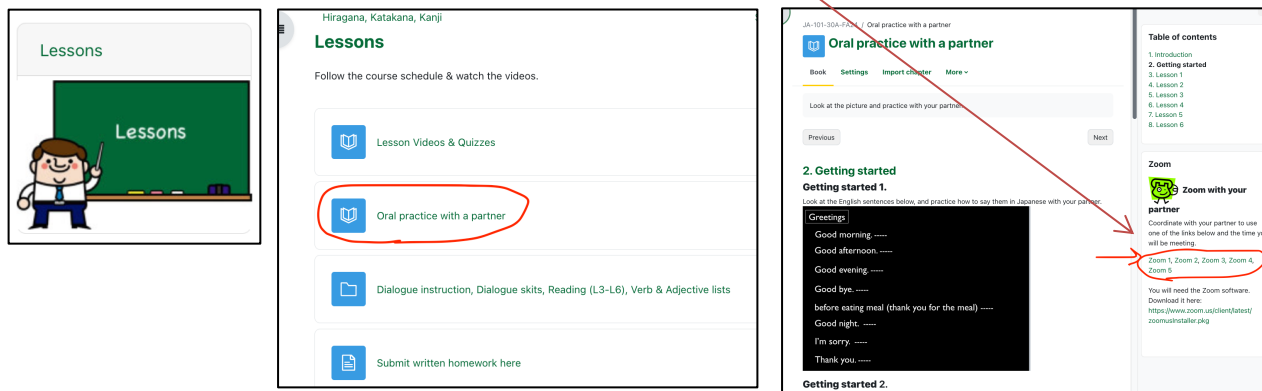
- **All written homework must be hand-written. Typing will not be accepted (you will receive a 0 point for it).**
- **Late homework submissions will NOT be accepted** regardless of the reason. Early submission is welcomed.
- Starting from L2 dialogue homework, write your name in katakana on top of the homework sheet.
- Written homework must be uploaded to a proper submission folder by due date. Each homework has a different submission folder.
- Copying another student's work is prohibited and it will be considered as **PLAGIARISM**. If such action is found, your final grade of this course will be an F.

5) Oral Practice with Your Partner

You will be assigned a conversation partner(s). Depending on availability, you may also have a Japanese partner(s) besides an UOG partner. Information about your partner will be announced after the semester starts. For oral practice, you **MUST use a 'Zoom' link on the practice page** (see below) and **use task sheets** assigned on the day. Do not use your private Zoom account or another tool. Oral practice is scheduled on **every Tuesday, Wednesday, and Thursday**. You **cannot change the**

practice day or practice by yourself without a partner unless you have a special reason and get an approval from the teacher. The online practice with your partner is **mandatory**. If you **miss it more than three times** without a reasonable reason, you will get an **F** in this course.

Once you get contact information of your partner, please discuss the time to practice with your partner. You can do it any time during the practice day (T,W &TH). You need to watch the lesson video first, before you practice with your partner. Access the **“Zoom” link for the oral practice**, open the “Lesson” gride, and click ‘Oral practice with a partner’. You will see the task sheets and several Zoom links on the left side of the page. Each group must decide which link to use in advance. If another group is already using the link when you login, use another link.



You must practice at least for **20 minutes**. If you finish practicing your task sheets earlier, you can review other lessons.

*Keep the camera on during the practice

*Use the “share screen” function to show which task you are doing

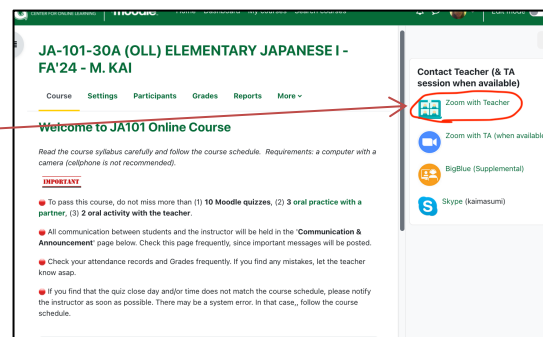
*If your practice is less than 20 minutes, you will not receive full points for attendance.

Note:

- If your partner does not respond to your message/calls or does not show up on Zoom, please contact the teacher immediately. If you do not do anything, you will be considered as having missed this practice.
- Your conversation with your partner **will be recorded** automatically. Be aware of it and take precautions to protect your privacy. Any inappropriate behavior or use will be considered a violation of course guidelines and you will be reprimanded in accordance with the student handbook policies regarding the student code of conduct.

6) Oral Activity with the Teacher

You need to contact the teacher on the ‘oral activity with the teacher’ date (usually on Monday; see the schedule). Look at the course schedule to check which day it will be. We will use **“Zoom with Teacher” link on the course main page**. Students will meet with the teacher and practice for 25-30 minutes (by group). Your contacting time will be announced shortly. If you are going to miss the practice for a justifiable reason, please contact the teacher immediately. If you miss the practice more than **twice** without a reasonable reason, you will get an **F** in this course.



*** Behavior that students should be careful of during the oral activity with the teacher**

The oral activities with the teacher are equivalent to in-class exercises. If an inappropriate behavior is noticed, you will not get full attendance points. If such behavior continues, you may be asked to leave the class. Examples of such behavior include (but are not limited to):

- Having someone sit next to you who is not enrolled in this course
- Having conversation or exchanging text message with other people
- Intentionally turn off your camera (other than internet connection issue)
- Watching something else on the computer screen
- Doing something (e.g., walking around, eating, cooking, etc.)
- Lying down
- Other acts that disrupt classes or cause a nuisance

8) Oral Performance Tests

You will have oral performance tests on the specified dates (see the schedule). Oral performance tests are conducted using “Zoom with Teacher” link. See the study guide on the course main page for the topics and required expressions.

9) Midterm and Final Exam

The midterm and the final exam will be conducted on the specified date. These are written tests that include multiple choices on grammar, sentence writing, and reading comprehension. The study guide is on the course page.

*If you are going to miss or missed an oral performance test, Midterm, or Final exam for valid reasons, consult with the teacher ASAP (**in advance, or within a day after the test date**). Rescheduling of oral test and the exams may be considered.

10) Any help?

Contact UOG Online Learning Center office in House 6 of the Deans Circle (Alstrom Drive).

TADEO Office : (671) 735-2620 / 2621

Email : moodlehelp@triton.uog.edu

STUDENT LEARNING OUTCOMES ALIGNMENT MATRIX

The main goal of this course is to develop basic skills in the four language skills: listening, speaking, reading and writing. By the completion of this course, students will demonstrate the ability to:

ILOs/IGLOs/PLO Mapping

		Program Learning (PLOs)				
		<i>PLO #1: interpersonal, interpretive, and presentational</i> To develop proficiency of language skills of listening, speaking, reading, and writing in three modes of communication (interpersonal, interpretive, and presentational.)	<i>PLO #2: Intermediate-high</i> To develop Japanese language proficiency to “Intermediate-high” level according to the ACTFL proficiency guidelines.	<i>PLO #3: intercultural communication</i> To develop skills for effective intercultural communication with Japanese people.	<i>PLO #4: Japanese culture</i> To gain knowledge and understanding of Japanese culture.	<i>PLO #5: comparisons of Japanese culture and their own</i> To demonstrate understanding of the concepts of culture through comparisons of Japanese culture and their own.
Institutional Student Learning Outcomes (ILOs/IGLOs)	<i>Institutional Learning Outcome 1:</i> Student shall demonstrate a mastery of critical thinking and problem solving.	✓	NA	NA	✓	✓
	<i>Institutional Learning Outcome 2:</i> Student shall demonstrate a mastery of quantitative analysis.	NA	NA	NA	NA	NA
	<i>Institutional Learning Outcome 3:</i> Student shall demonstrate effective oral and written communication skills.	✓	✓	✓	NA	NA
	<i>Institutional Learning Outcome 4:</i> Student shall demonstrate an understanding and appreciation of culturally diverse people, ideas, and values in a democratic context.	NA	NA	✓	✓	✓
	<i>Institutional Learning Outcome 5:</i> Student shall demonstrate responsible use of knowledge, natural resources, and technology.	✓	✓	✓	✓	✓
	<i>Institutional Learning Outcome 6:</i> Student shall demonstrate an appreciation of the arts and sciences	NA	NA	NA	NA	NA
	<i>Institutional Learning Outcome 7:</i> Student shall demonstrate interest in personal development and lifelong learning.	✓	NA	NA	✓	✓

VIRTUAL CLASSROOM INTERACTION

There are a number of things to keep in mind with regards to interaction in the virtual classroom.

- Communicating with the Instructor

- I have included an “*Communication and Announcement*” forum in the class where you can post any questions you might have regarding the class. I will post answers to your questions in this forum so that you, and anyone else with the same questions, can always refer back to the forum for answers. Students are also welcome to provide their own answers and feedback based on their own experience. Such sharing of information allows us all to help each other.
- Online Etiquette (aka: Netiquette)
 - Be prompt. Follow class schedules and respond to email messages promptly.
 - Participate. Participation is part of your grade and also helps to move the class along. Especially for group activities, be sure to do your share of the work.
 - No flaming, trolling, or cyber bullying. You are all expected to be respectful and professional. If you have any concerns with classmates, please contact your instructor regarding the problem.
 - Stay on topic and try to back up any claims or statements that you make.
 - Do not plagiarize.
 - Avoid jokes and sarcasm as these are often misinterpreted online.
 - Respect the privacy of others. Do not post or communicate other person’s personal or confidential information that is not related to the course in the virtual classroom.
 - Remember that the UOG Moodle system keeps logs of all your activity inside of UOG Moodle.

University Policies

1) PLAGIARISM:

The UOG Student Handbook prohibits plagiarism. In this class, evidence of plagiarism in any assignment will result in an F grade for the whole course, and possibly a hearing at the Student Discipline Committee. Review handout on how to avoid plagiarism.

Please be aware of PLAGIARISM on homework and the exam. If such action is found, you will fail this course and possibly a hearing at the Student Discipline Committee. The examples of Plagiarism on the quiz, homework, or the exam can be (but not limited to) sharing answers with classmates, getting answers from someone, searching answers on internet or looking at a memo or textbook during the exam. For written homework, asking questions to your classmates is allowed, but do not copy someone’s work.

2) ADA ACCOMODATION SERVICES

If you are a student with a disability who will require an accommodation(s) to participate in this course, please contact the Student Counseling and Advising Service Disability Support Services office to discuss your specific accommodation needs confidentially. A Faculty Notification letter will be emailed to me specifying your approved accommodations. If you are not registered, you should do so immediately at the Student Center, Rotunda office #5, sssablan@triton.uog.edu or ph/TTY: 735-2460, to coordinate your accommodation request.

3) EEO STATEMENT

The University is committed to maintaining the campus community as a place of work and study for faculty, staff and students, free of all forms of discrimination and harassment. If you experience harassment or discrimination, then you should report it immediately to Mr. Larry Gamboa, Acting EEO Director at the **EEO/ADA & Title IX Office**, Institutional Compliance Officer (671) 735-2244 located in Dorm 1. For immediate assistance in an emergency call 911.

4) REMINDER OF SOME BEST PRACTICES FOR THE ONLINE COURSE MEETINGS:

- Pick a quiet room so background noise is minimized.
- Log in a little early so there is no delay in your efforts to connect. Maybe 10 minutes
- before start time.

5) GUIDANCE ON ALTERNATE GRADING OPTION:

Students have the right to use the alternate grading option this semester, but you should be aware that this option may not be appropriate in all courses. [This course is such a course.] In most courses required for professional certification, or programs requiring specialized accreditation, letter grades are required. Think carefully, and talk through your options with a trusted advisor, before exercising this option.

6) NO UNAUTHORIZED RECORDING:

Only the instructor may record class sessions. Unauthorized recording of online class meetings is not allowed, to include screen shots that include identifiable information of any person in the session. Not only is the delivery of course content


the intellectual property of the instructor, but students enrolled in the course have privacy rights. Unauthorized recording and distribution of online courses may violate federal law.


JA 101 Online Course Schedule (subject to change)


This is an intensive course. One-day equals to *three days* in a normal semester. Look at the schedule carefully and never get behind. **Do not miss more than 10 Moodle quizzes, 3 oral practices with a partner, 2 oral activities with the teacher.**


- Watch the lesson videos and character videos (hiragana, katakana, or kanji) of the day, and do your homework.
- Lesson and character **quizzes** (hiragana, katakana, kanji) are on Moodle. You need to complete them **by 11:59pm** on the due day. Requesting to reopen Moodle quiz will not be entertained, except island-wise disaster or setting errors.
- All **written homework** must be **handwritten** (do not type). Typed homework will not be accepted (you will get 0 point for it). Submit (upload) your assignments to an appropriate submission folder by the due date. No late submissions will be accepted. Do not use a scratch paper for kanji writing homework (and reading homework if there are). For **dialogue**, you need to watch the dialogue video or read the dialogue skit and create your own dialogue. Dialogue skits and **reading** materials are in "Dialogue skits, Reading, Verb & Adjective lists" folder under "Lesson". Written assignments are usually submitted by Wednesdays. However, it is a "submission" deadline. Do your homework on the day indicated. Do not wait until the due day (usually Wednesday) to do all your written homework.
- You will be assigned an oral practice **partner** (plus a Japanese student if available). You need to discuss the practice time and zoom link number with your partner. The practice must be at least for 20 minutes. You may stop practicing after reaching 20 minutes. You do not need to complete all tasks if the time runs out. Note that there is time difference between Guam and Japan (Guam is 1 hour ahead). Japanese partners participate this activity voluntarily. So, do not show up late and make them wait. **Keep the camera on during the practice. Use the "share screen" function to show which task you are doing**


<Symbols used in the schedule below>

 = watch a video.





 = oral practice with a partner or oral activity with the teacher.

 (under 'Homework due') = writing assignments

 = Hiragana exercises (in the 'Hiragana, Katakana, Kanji' folder)

 = Katakana exercises (in the 'Hiragana, Katakana, Kanji' folder)

* If you find that the quiz close date or/and time on Moodle does not match the course schedule below, please notify the instructor asap. There may be a system error. In that case, follow the course schedule.

Week 1	Online Contents & Things to Do	Homework due
8/14 (W)	<ul style="list-style-type: none"> • Read the syllabus and course schedule carefully. • Obtain the textbooks from the bookstore and download the course materials from Moodle. • Check Zoom links to see if it works on your computer (Click the Zoom icons on the course main page and on the practice page: two different Zooms). 	1) If you cannot contact the teacher between 8:30am-11:30am tomorrow, inform it on the 'Communication & Announcement'. 2) Answer Questionnaire 1 on the main page by 8/16 (F) .
8/15 (Th)	1)  Oral Activity with the teacher Contact the teacher using <i>Zoom</i> between 8:30am-11:00am 2)  Hiragana: Hiragana intro & sounds 1)  Getting started - Part 2 (Greetings) 2)  Getting started - Part 3 (Student's expressions, Teacher's commands) *** You will receive the following information shortly: <ul style="list-style-type: none"> • Your oral practice partner's information. • Time and order of the oral activity with the teacher. 	1) Hiragana Intro Quiz
8/16 (F)	<i>*Contact your oral practice partner(s).</i> <i>Review of the week:</i> 1) Review (self-study): greetings, students' expressions, teacher's command, etc.	1) Getting started 2 Quiz 2) Getting started 3 Quiz

Week 2	Online Contents & Things to Do	Homework due
8/19 (M)	1) ☺ Oral Activity with the teacher Contact the teacher using Zoom at your assigned time 2) 📺 Hiragana: あ～お、か～こ、さ～そ 3) 📺 Getting started - Part 4 (Useful words) LESSON 1 4) 📺 Lesson 1 Vocabulary	1) HE 1 (a~ko) 2) Getting started 4 Quiz 3) Lesson 1 Vocabulary Quiz
	1) Hiragana Quiz 1 (あ～そ) 2) 📺 Lesson 1.1 (Name, Nationality, Occupation) 3) 📺 Lesson 1.2 (Hobby, Major, WH-type question: hobby & major)	1) Hiragana Quiz 1 (あ～そ) 2) Lesson 1.1 Quiz 3) Lesson 1.2 Quiz
8/20 (T)	1) 📺 Hiragana: た～と、な～の、は～ほ 2) 📺 Lesson 1.3 (Yes-No type question: nationality, Review questions: name, occupation, major, hobby)	1) HE 2 (sa~to) 2) HE 3 (na~ho) 3) Lesson 1.3 Quiz
	1) Hiragana Quiz 2 (た～ほ) 2) 📺 Lesson 1.4 (Numbers 1~10, Year grade) 3) 📺 Lesson 1.5 (O'clock) 4) ☺ Oral practice with your partner: Getting started 1~5 tasks, L1 vocabulary, L1.1, L1.2, L1.3 tasks <i>* Contact your oral practice partner using Zoom and practice conversation task(s) on Moodle. Before the practice, you must watch the lesson videos.</i>	1) Hiragana Quiz 2 (た～ほ) 2) Lesson 1.4 Quiz 3) Lesson 1.5 Quiz
8/21 (W)	1) 📺 Hiragana: ま～も、や～よ、ら～ろ、わ～ん 2) 📺 Lesson 1.6 (Tel Number) 3) 📺 Lesson 1.7 (Age)	1) HE 4 (ma~yo) 2) HE 5 (ra~n) 3) Lesson 1.6 Quiz 4) Lesson 1.7 Quiz
	1) Hiragana Quiz 3 (ま～ん) 2) 📺 Lesson 1.8 (Talk about family members) 3) ☺ Oral practice with your partner: L1.4, L1.5, L1.6, L1.7, L1.8 tasks	1) Hiragana Quiz 3 (ま～ん) 2) Lesson 1.8 Quiz
8/22 (Th)	1) 📺 Hiragana: Voiced sounds, Stop sounds 2) 📺 Lesson 1.9 (どこ, Review: introduce yourself) 3) 📺 Lesson 1.10 (の)	1) HE 6 (voiced sounds) 2) HE 7 (words: a~n, voiced sounds, stop sounds) 3) Lesson 1.9 Quiz 4) Lesson 1.10 Quiz
	1) 📺 Hiragana: Long vowels, Y-sounds 2) 📺 Lesson 1.11 (minutes) 3) 📺 Lesson 1.12 (month) 4) ☺ Oral practice with your partner: L1.9, L1.10, L1.11, L1.12 tasks (if time allows, review L1.6, L1.7, L1.8, tasks)	1) HE 8 (words: long vowels, y-sounds) 2) HE 9 (How to type in hiragana) 3) HE 10 (Useful words) 4) Lesson 1.11 Quiz 5) Lesson 1.12 Quiz 6) W : Hiragana writing: Download the sheets (Do not use scratch paper), write answers on it (must be handwritten), and upload it to the "submission folder", by 8/23 (F), 11:59pm
8/23 (F)	<i>Review of the week:</i> 1) Review (self-study): Hiragana 'a' to Y-sounds, numbers, introduce yourself 2) Hiragana writing due	

Week 3	Online Contents & Things to Do	Homework due
8/26 (M)	1) ☺ Oral Activity with the teacher Contact the teacher using Zoom at your assigned time 2) Hiragana Quiz 4 (All) 3) 📖 Lesson 1.13 (Day of the week) 4) Dialogue L1: Watch the L1 dialogue video or look at the skit and create your own dialogue followed by the topic and use the structures & vocabulary in L1	1) Hiragana Quiz 4 (All) 2) Lesson 1.13 Quiz 3) 📖 Dialogue L1: Watch L1 dialogue video or read the dialogue skits (available to download from the course main page) and make your own dialogue, upload it to the submission folder, due by 8/30 (F), 11:59pm. Use handwritten hiragana (no Roma-ji). Read the instructions on the course main page.
	1) 📖 Katakana: ア～オ、カ～コ、サ～ソ LESSON 2 2) 📖 Lesson 2 Vocabulary 3) 📖 Lesson 2.1 (これ/それ/あれは～です)	1) KE 1 (a~ko) 2) KE 2 (words: a~so) 3) Lesson 2 Vocabulary Quiz 4) Lesson 2.1 Quiz
8/27 (T)	1) Katakana Quiz 1 (ア～ソ) 2) 📖 Katakana: タ～ト、ナ～ノ、ハ～ホ 3) 📖 Lesson 2.2 (Numbers ~100,000,000, いくらですか)	1) Katakana Quiz 1 (ア～ソ) 2) KE 3 (sa~to) 3) KE 4 (na~ho) 4) KE 5 (words: ta~ho) 5) Lesson 2.2 Quiz
	1) Katakana Quiz 2 (タ～ホ) 2) 📖 Lesson 2.3 (この/その/あの～) 3) 📖 Lesson 2.4 (だれの) 4) ☺ Oral practice with your partner: L1.13, L2 vocabulary, L2.1, L2.2 tasks, review numbers	1) Katakana Quiz 2 (タ～ホ) 2) Lesson 2.3 Quiz 3) Lesson 2.4 Quiz
8/28 (W)	1) 📖 Katakana: マ～モ、ヤ～ヨ、ラ～ロ、ワ～ン 2) 📖 Lesson 2.5 (も) 3) 📖 Lesson 2.6 (～じゃありません)	1) KE 6 (ma~yo) 2) KE 7 (ra~n) 3) KE 8 (words: ma~n) 4) Lesson 2.5 Quiz 5) Lesson 2.6 Quiz
	1) Katakana Quiz 3 (マ～ン) 2) 📖 Lesson 2.7 (ここ/そこ/あそこ) 3) ☺ Oral practice with your partner: L2.3, L2.4, L2.5, L2.6 tasks (if time allows, review L2 vocabulary, L2.1, L2.2 tasks)	1) Katakana Quiz 3 (マ～ン) 2) Lesson 2.7 Quiz
8/29 (Th)	1) 📖 Katakana: Voiced sounds, Stop sounds 2) 📖 Lesson 2.8 (どこ) 3) Dialogue L2: Watch the L2 dialogue video or look at the skit and create your own dialogue followed by the topic and use the structures & vocabulary in L2	1) KE 9 (words: voiced sounds, stop sounds) 2) Lesson 2.8 Quiz 3) 📖 Dialogue L2: Make own dialogue L2: upload to the submission folder, due by 8/30 (F), 11:59pm
	1) 📖 Katakana: Long sounds, Y-sound, Special sounds 2) LESSON 3 3) 📖 Lesson 3 Vocabulary 4) 📖 Lesson 3.1 (verbs) 5) ☺ Oral practice with your partner: L2.7, L2.8, L3 vocabulary, L3.1 tasks (if time allows, review L2.3, L2.4, L2.5, L2.6 tasks)	1) KE 10 (words: long vowels, y-sounds) 2) KE 11 (How to type in katakana) 3) Lesson 3 Vocabulary Quiz 4) Lesson 3.1 Quiz
8/30 (F)	<i>Review of the week:</i> 1) Review (self-study): high numbers, ～は～です (affirmative), ～は～じゃありません (negative), verbs, etc. 2) L1 dialogue, L2 dialogue due	

Week 4	Online Contents & Things to Do	Homework due
9/2(M)	Labor Day	
9/3 (T)	1) Katakana Quiz 4 (All) 2) 📖 Lesson 3.2 (は、を) 3) 📖 Lesson 3.3 (Yes-No question: ～ます、～ません)	1) Katakana Quiz 4 (All) 2) 📖 Katakana writing: due by 9/6 (F), 11:59pm 3) Lesson 3.2 Quiz 4) Lesson 3.3 Quiz
	1) 📖 Kanji Intro 2) 📖 Lesson 3.4 (なにを～ますか) 3) ☺ Oral practice with your partner: L3.2, L3.3, L3.4 tasks (if time allows, review L3 vocabulary, L3.1 task)	1) Lesson 3.4 Quiz

9/4 (W)	* <i>Check Study Guide for Oral Performance 1</i> 1) Kanji Intro Quiz 2) 📖 Lesson 3.5 (direction + に)	1) Kanji Intro Quiz (*time controlled) 2) Lesson 3.5 Quiz
	1) 📖 Kanji L3 (一、二、三、四) 2) 📖 Lesson 3.6 (なんじに) 3) ☺ Oral practice with your partner: L3.5, L3.6 tasks (if time allows, review L3.1, L3.2, L3.3, L3.4 tasks)	1) Lesson 3.6 Quiz
9/5 (Th)	1) 📖 Kanji L3 (五、六、七) 2) 📖 Lesson 3.7 (place + で)	1) Lesson 3.7 Quiz
	1) 📖 Kanji L3 (八、九、十) 2) 📖 Lesson 3.8 (～ませんか) 3) 📖 Lesson 3.9 (Time frequency) 4) ☺ Oral practice with your partner: L3.7, L3.8, L3.9 tasks (if time allows, review L3.5, L3.6 tasks)	1) Lesson 3.8 Quiz 2) Lesson 3.9 Quiz
9/6 (F)	<i>Review of the week:</i> 1) Review (self-study): verb sentence, time, expression of invitation, time frequency 2) Katakana writing due	

Week 5	Online Contents & Things to Do	Homework due
9/9 (M)	1) ☺ Oral Activity with the teacher Oral Performance Test 1 Contact the teacher using Zoom at your assigned time	
	1) 📖 Kanji L3 (百、千、万) 2) 📖 Lesson 3.10 (Month, Day of the week, Day of the month) 3) Dialogue L3: Watch the L3 dialogue video and create your own dialogue followed by the topic and use the structures & vocabulary in L3	1) Lesson 3.10 Quiz 2) 📖 Dialogue L3: Make own dialogue L3: upload to the submission folder, due by 9/13 (F), 11:59pm.
9/10 (T)	* <i>Check the Study Guide for the Chapter Test</i> 1) 📖 Kanji L3 (円、時) LESSON 4 2) 📖 Lesson 4 Vocabulary 3) 📖 Lesson 4.1 (Position words, ～の + position です)	1) 📖 Kanji L3 Writing Homework: Download <u>the sheet from the course main page</u> , upload to the submission folder due by 9/13 (F), 11:59pm. 2) Lesson 4 Vocabulary Quiz 3) Lesson 4.1 Quiz
	1) Kanji L3 Quiz 2) 📖 Lesson 4.2 (あります vs. います) 3) 📖 Lesson 4.3 (～に～があります/います) 4) ☺ Oral practice with your partner: L3.10, L4 vocabulary, L4.1, L4.2 tasks	1) Kanji L3 Quiz (*time controlled) 2) Lesson 4.2 Quiz 3) Lesson 4.3 Quiz
9/11 (W)	1) 📖 Kanji L4 (日、本) 2) 📖 Lesson 4.4 (～の～に～があります)	1) Lesson 4.4 Quiz
	1) 📖 Kanji L4 (人、月) 2) 📖 Lesson 4.5 (Schedule: ～に～があります) 3) ☺ Oral practice with your partner: L4.3, L4.4, L4.5 task (if time allows, review 4.1, L4.2 tasks)	1) Lesson 4.5 Quiz
9/12 (Th)	1) 📖 Kanji L4 (火、水) 2) 📖 Lesson 4.6 (Time words, ～ました)	1) Lesson 4.6 Quiz
	1) 📖 Kanji L4 (木、金) 2) 📖 Lesson 4.7 (Time frequency + question) 3) 📖 Lesson 4.8 (～じかん) 4) ☺ Oral practice with your partner: L4.6, L4.7, L4.8 tasks (if time allows, review L4.3, L4.4, L4.5 tasks)	1) Lesson 4.7 Quiz 2) Lesson 4.8 Quiz
9/13 (F)	<i>Review of the week:</i> 1) Review (self-study): position, location, past event, etc. 2) L3 dialogue, Kanji L3 writing due	

Week 6	Online Contents & Things to Do	Homework due
9/16 (M)	Chapter Test 1 (L1-L3) *include L3 kanji, plus kanji '日本人(にはほんじん)' It is a 50-minute exam. Dictionaries, textbooks, and notebooks are not allowed to use	
	1) 📖 Kanji L4 (土、曜) 2) 📖 Lesson 4.9 (~でした)	1) Lesson 4.9 Quiz
9/17 (T)	*Check Study Guide for Oral Performance 2 1) 📖 Kanji L4 (上、下) 2) 📖 Lesson 4.10 (も) 3) 📖 Lesson 4.11 (dictionary form)	1) Lesson 4.10 Quiz 2) Lesson 4.11 Quiz
	1) 📖 Kanji L4 (中、半) 2) Dialogue L4: Watch the L4 dialogue video and create your own dialogue followed by the topic and use the structures & vocabulary in L4 3) ☺ Oral practice with your partner: L4.9, L4.10, L4.11 tasks (if time allows, review L4.7, L4.8 tasks)	1) Kanji L4 Quiz 2) 📖: Dialogue L4: Make own dialogue L4: upload to the submission folder, due by 9/20 (F), 11:59pm.
9/18 (W)	1) 📖 Kanji L5 (山、川) LESSON 5 2) 📖 Lesson 5 Vocabulary	1) 📖: Kanji L4 Writing Homework: upload to the submission folder, due by 9/20 (F), 11:59pm 2) Lesson 5 Vocabulary Quiz
	1) 📖 Kanji L5 (元、気、天) 2) 📖 Lesson 5.1 (Adjectives) 3) ☺ Oral practice with your partner: L5 vocabulary, L5.1 task (if time allows, review L4.9, L4.10, L4.11 tasks)	1) Lesson 5.1 Quiz
9/19 (Th)	1) 📖 Kanji L5 (私、今、田) 2) 📖 Lesson 5.2 (Negative of adjective)	1) Lesson 5.2 Quiz
	1) 📖 Kanji L5 (女、男) 2) 📖 Lesson 5.3 (Past of adjectives) 3) ☺ Oral practice with your partner: L5.2, L5.3 tasks (if time allows, review L5 vocabulary, L5.1 task, L4.11 task)	1) Lesson 5.3 Quiz
9/20 (F)	Review of the week: 1) Review (self-study): ~は~でした (past), dictionary form, adjectives, etc. 2) L4 dialogue, Kanji L4 writing due	

Week 7	Online Contents & Things to Do	Homework due
9/23 (M)	1) ☺ Oral Activity with the teacher Oral Performance Test 2 Contact the teacher using Zoom at your assigned time	
	1) 📖 Lesson 5.4 (Give a comment) 2) 📖 Lesson 5.5 (Like & Dislike)	1) Lesson 5.4 Quiz 2) Lesson 5.5 Quiz
9/24 (T)	*Check Study Guide for Oral Performance 3 1) 📖 Kanji L5 (見、行) 2) 📖 Lesson 5.6 (Negative form of like & dislike、とても&あまり)	1) Lesson 5.6 Quiz
	1) 📖 Lesson 5.7 (どんな) 2) ☺ Oral practice with your partner: L5.4, L5.5, L5.6 tasks (if time allows, review L5 vocabulary)	1) Lesson 5.7 Quiz
9/25 (W)	1) 📖 Kanji L5 (食、飲) 2) 📖 Lesson 5.8 (~ましょうか&~ましょう)	1) Lesson 5.8 Quiz
	1) 📖 Lesson 5.9 (Counters) 2) Dialogue L5: Watch the L5 dialogue video and create your own dialogue followed by the topic and use the structures & vocabulary in L5 3) ☺ Oral practice with your partner: L5.7, L5.8, L5.9 tasks (if time allows, review L5.4, L5.5, L5.6 tasks)	1) Lesson 5.9 Quiz 2) 📖: Dialogue L5: Make own dialogue L5: upload to the submission folder, due by 9/27 (F), 11:59pm.

9/26 (Th)	1) ㊦ Kanji L6 (東、西) <i>LESSON 6</i> 2) ㊦ Lesson 6 Vocabulary 3) ㊦ Lesson 6.1 (How to make the て-form)	1) Kanji L5 Quiz 2) ㊦: Kanji L5 Writing Homework: upload to the submission folder, due by 9/27 (F), 11:59pm. 3) Lesson 6 Vocabulary Quiz 4) Lesson 6.1 Quiz
	1) ㊦ Kanji L6 (南、北、口) 2) ㊦ Lesson 6.2 (～てください) 3) ㊦ Oral practice with your partner: L6 vocabulary, L6.1 (1)(2), L6.2 tasks (if time allows, review L5.7, L5.8, L5.9 tasks)	1) Lesson 6.2 Quiz
9/27 (F)	<i>*Check the Study Guide for the Final Review of the week:</i> 1) Review (self-study): adjectives, te-form, etc. 2) L5 dialogue, Kanji L5 writing due	

Week 8	Online Contents & Things to Do	Homework due
9/30 (M)	1) ㊦ Oral Activity with the teacher Oral Performance Test 3 Contact the teacher using Zoom at your assigned time	
	1) ㊦ Lesson 6.3 (～てもいいです&～てはいけません)	1) Lesson 6.3 Quiz
10/1 (T)	1) ㊦ Kanji L6 (出、右、左) 2) ㊦ Lesson 6.4 (～て、～)	1) Lesson 6.4 Quiz
	1) ㊦ Kanji L6 (分、先、生) 2) ㊦ Lesson 6.5 (～から) 3) ㊦ Oral practice with your partner: L6.3, L6.4, L6.5 tasks (if time allows, review L6.1, L6.2 tasks)	1) Lesson 6.5 Quiz
10/2 (W)	1) ㊦ Kanji L6 (大、学) 2) ㊦ Lesson 6.6 (～ましょうか)	1) Lesson 6.6 Quiz
	1) ㊦ Kanji L6 (外、国) 2) Dialogue L6: Watch the L6 dialogue video and create your own dialogue followed by the topic and use the structures & vocabulary in L6 3) ㊦ Oral practice with your partner: L6.6 tasks (if time allows, review L6 vocabulary, L6.3, L6.4, L6.5 task)	1) Kanji L6 Quiz 2) ㊦: Dialogue L6: Make own dialogue L6, upload to the submission folder, due by 10/3 (Th) , 11:59pm.
10/3 (Th)	1) Prepare for the Final (self-study)	1) ㊦: Kanji L6 Writing Homework: upload to the submission folder, due by 10/3 (Th) , 11:59pm
	1) Prepare for the Final (self-study) 2) ㊦ Oral practice with your partner: review L1 to L6 (your choice)	
10/4 (F)	Final Exam The use of dictionaries, textbooks and notebooks is not allowed.	