
Assessing Core Competencies: Results of Quantitative Literacy & Reasoning Assessments

Graduating Seniors
2018 Fañomnåkan

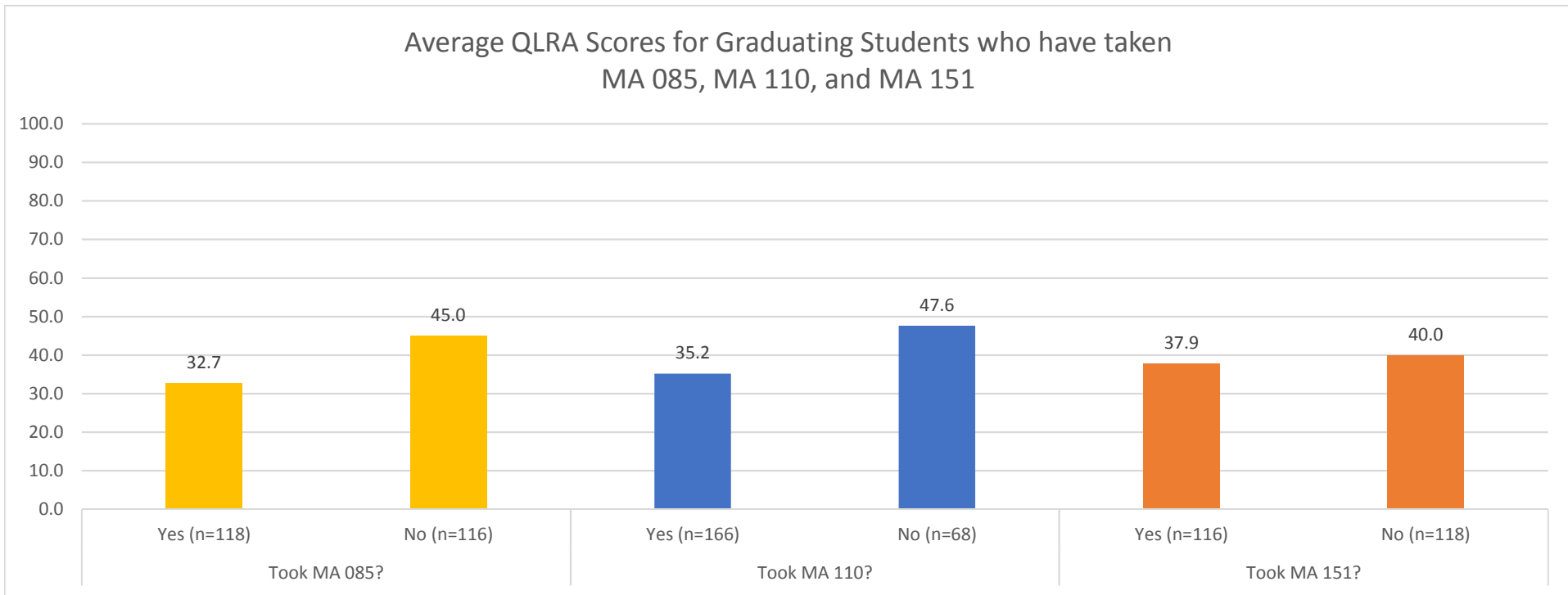
Academic and Student Affairs
Office of Institutional Effectiveness
303 University Drive
UOG Station, Mangilao, GU 96923
671-735-2585
www.uog.edu





2018 Fañomnåkan Quantitative Literacy and Reasoning Assessment Average Scores by Course for Graduating Seniors

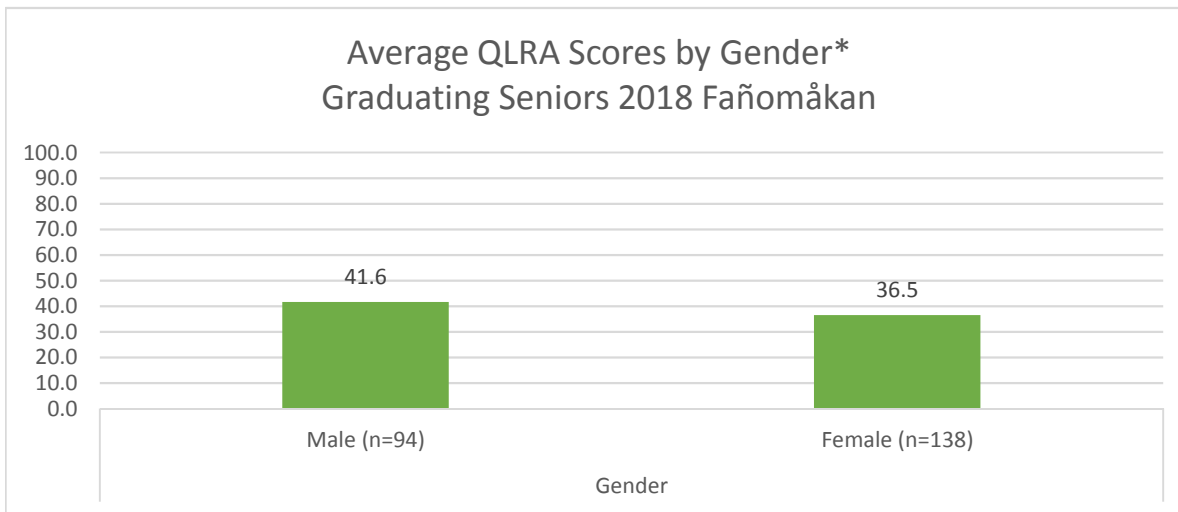
| | Total | Took MA 085? | | Took MA 110? | | Took MA 151? | |
|-----------|-------|--------------|------|--------------|------|--------------|------|
| | | Yes | No | Yes | No | Yes | No |
| Count | 234 | 118 | 116 | 166 | 68 | 116 | 118 |
| Percent | 100% | 50% | 50% | 71% | 29% | 50% | 50% |
| Avg Grade | 38.8 | 32.7 | 45.0 | 35.2 | 47.6 | 37.9 | 40.0 |
| Std Dev | 18.1 | 15.5 | 18.5 | 15.5 | 20.8 | 18.2 | 18.0 |





2018 Fañomåkan Quantitative Literacy and Reasoning Assessment Average Scores by Gender for Graduating Seniors

| | Total | Gender* | |
|-----------|-------|---------|--------|
| | | Male | Female |
| Count | 234 | 94 | 138 |
| Percent | 100% | 40% | 59% |
| Avg Grade | 38.8 | 41.6 | 36.5 |
| Std Dev | 18.1 | 19.2 | 16.8 |

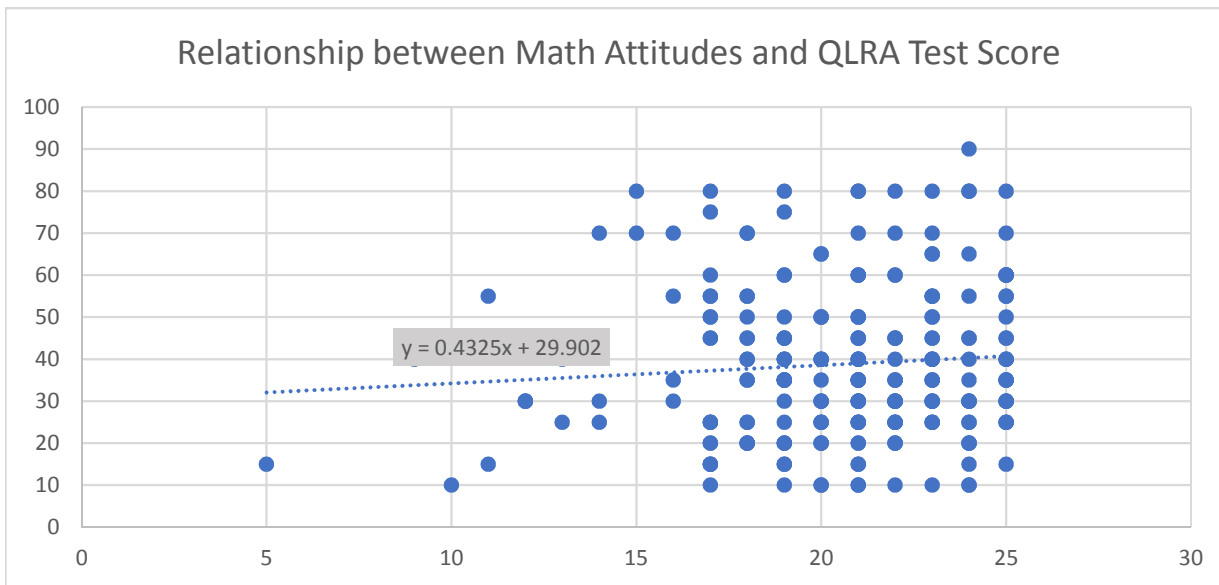


*2 Students did not wish to specify gender



Quantitative Literacy and Reasoning Assessment: Math Attitudes - Indirect Assessment

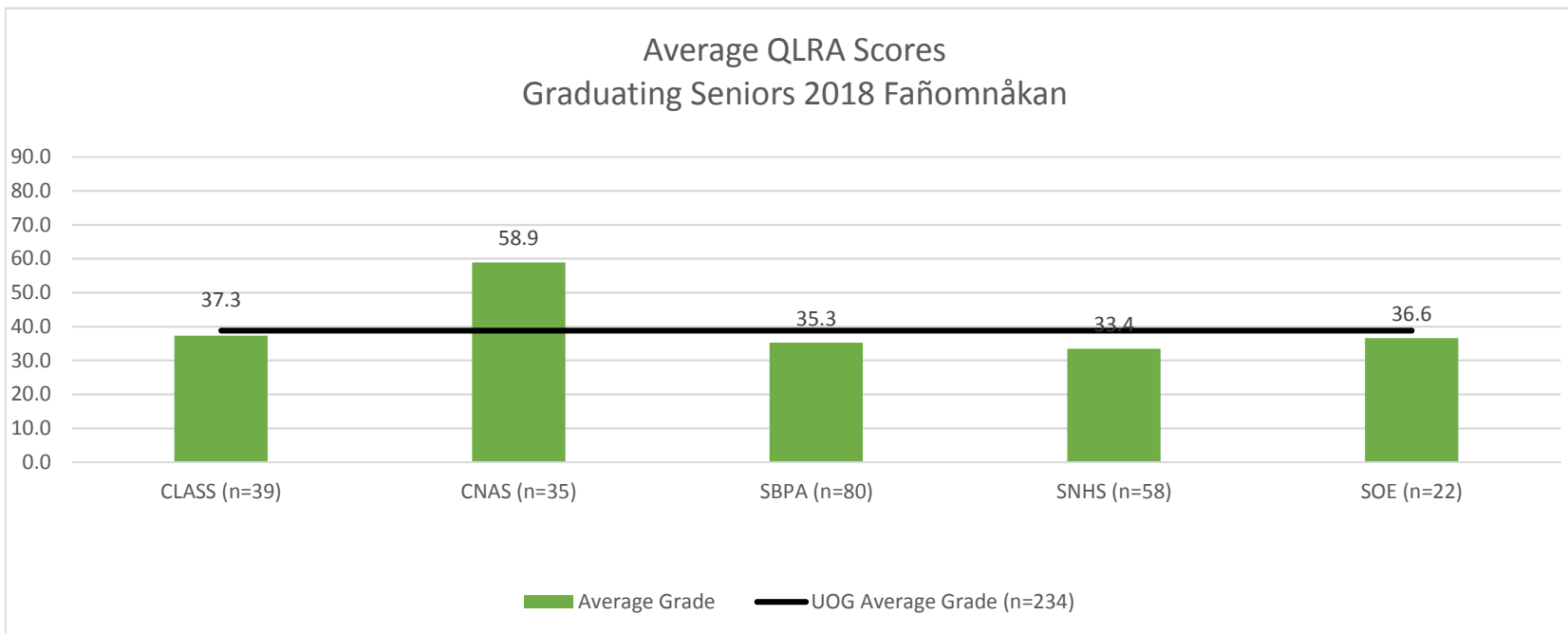
| Question | Response | Count | Percent |
|--|-------------------|-------|---------|
| Numerical information is very useful in everyday life | Strongly Agree | 144 | 62% |
| Numbers are not necessary for most situations | Strongly Disagree | 49 | 21% |
| Quantitative information is vital for accurate decisions | Strongly Agree | 104 | 44% |
| Understanding numbers is as important in daily life as reading and writing | Strongly Agree | 147 | 63% |
| It is a waste of time to learn information containing a lot of numbers | Strongly Disagree | 131 | 56% |





2018 Fañomnåkan Quantitative Literacy and Reasoning Assessment Average Scores by College

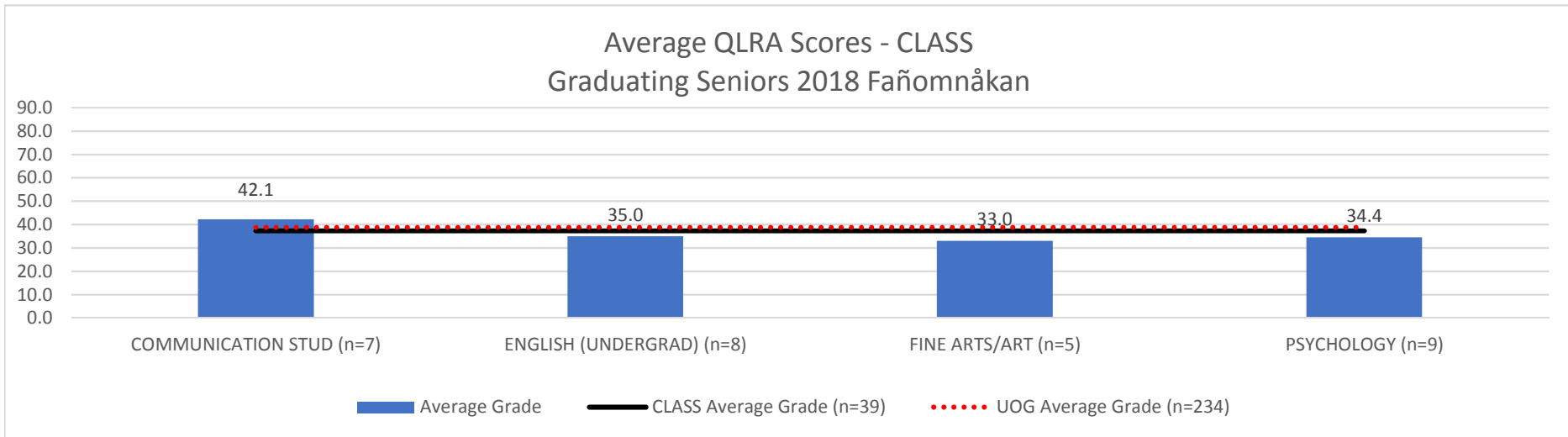
| MAJOR by College | AVERAGE GRADE | STDEV |
|--------------------------|---------------|-------------|
| CLASS (n=39) | 37.3 | 17.4 |
| CNAS (n=35) | 58.9 | 15.8 |
| SBPA (n=80) | 35.3 | 15.2 |
| SNHS (n=58) | 33.4 | 16.5 |
| SOE (n=22) | 36.6 | 16.3 |
| UOG TOTAL (n=234) | 38.8 | 18.1 |





2018 Fañomnåkan Quantitative Literacy and Reasoning Assessment Average Scores by Major (CLASS)

| MAJOR | AVERAGE GRADE | STDEV |
|-------------------------------------|---------------|-------|
| ANTHROPOLOGY (n=1) | * | |
| COMMUNICATION STUD (n=7) | 42.1 | 19.8 |
| ENGLISH (UNDERGRAD) (n=8) | 35.0 | 18.3 |
| FINE ARTS/ART (n=5) | 33.0 | 14.0 |
| FINE ARTS/MUSIC (n=1) | * | |
| FINE ARTS/THEATER (n=1) | * | |
| HISTORY (n=2) | * | |
| PACIFIC ASIAN STUDIES PROGRAM (n=2) | * | |
| POLITICAL SCIENCE (n=1) | * | |
| PSYCHOLOGY (n=9) | 34.4 | 12.1 |
| SOCIOLOGY (n=2) | * | |
| CLASS (n=39) | 37.3 | 17.4 |
| UOG TOTAL (n=234) | 38.8 | 18.1 |



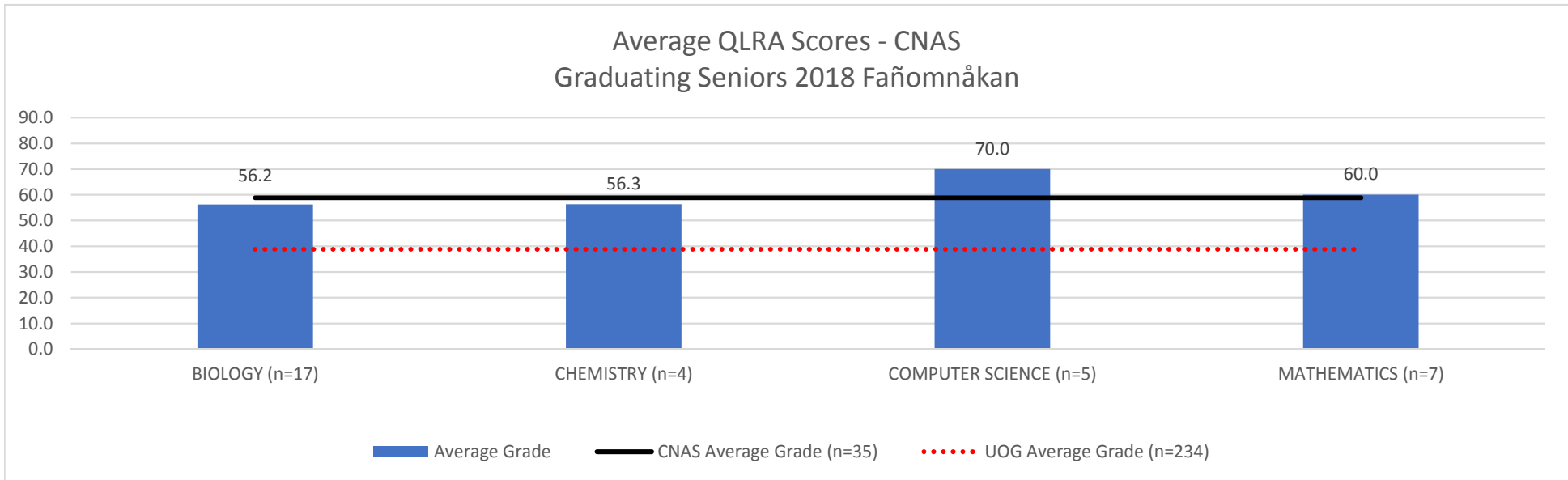
*Not enough data to report

Source: Quantitative Literacy and Reasoning Assessment Results; Moodle



2018 Fañomnåkan Quantitative Literacy and Reasoning Assessment Average Scores by Major (CNAS)

| MAJOR | AVERAGE GRADE | STDEV |
|----------------------------|---------------|-------|
| BIOLOGY (n=17) | 56.2 | 18.4 |
| CHEMISTRY (n=4) | 56.3 | 14.9 |
| COMPUTER INFO SYSTEM (n=2) | * | |
| COMPUTER SCIENCE (n=5) | 70.0 | 15.4 |
| MATHEMATICS (n=7) | 60.0 | 5.8 |
| CNAS (n=35) | 58.9 | 15.8 |
| UOG TOTAL (n=234) | 38.8 | 18.1 |

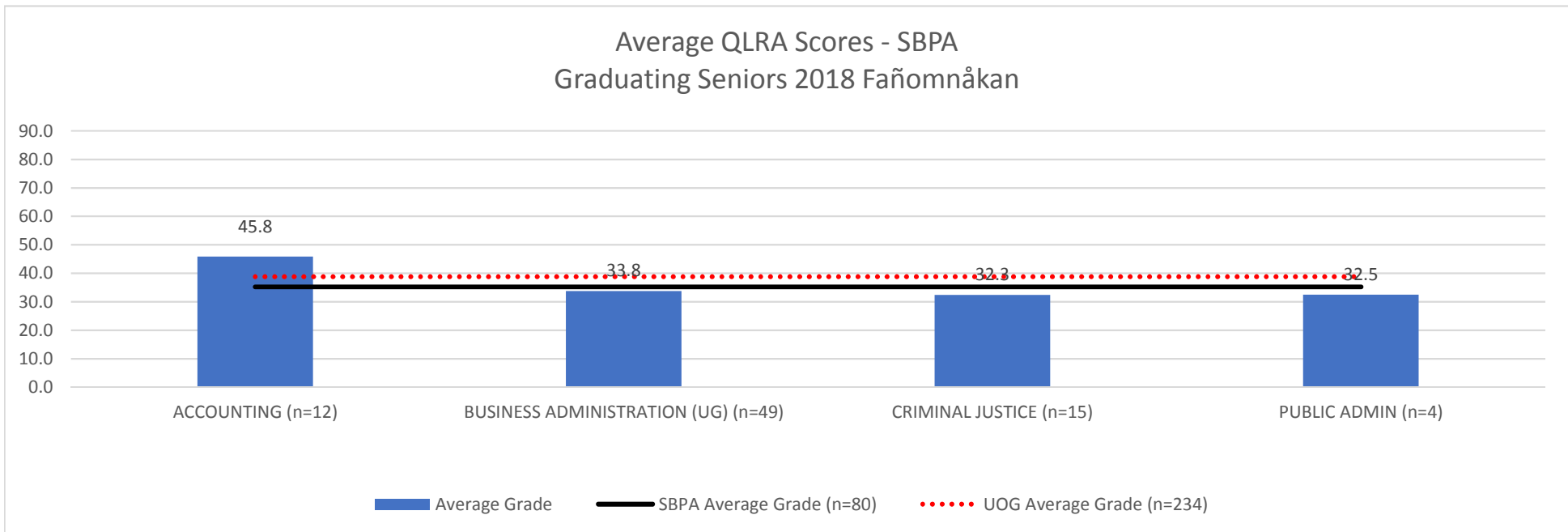


*Not enough data to report



2018 Fañomnåkan Quantitative Literacy and Reasoning Assessment Average Scores by Major (SBPA)

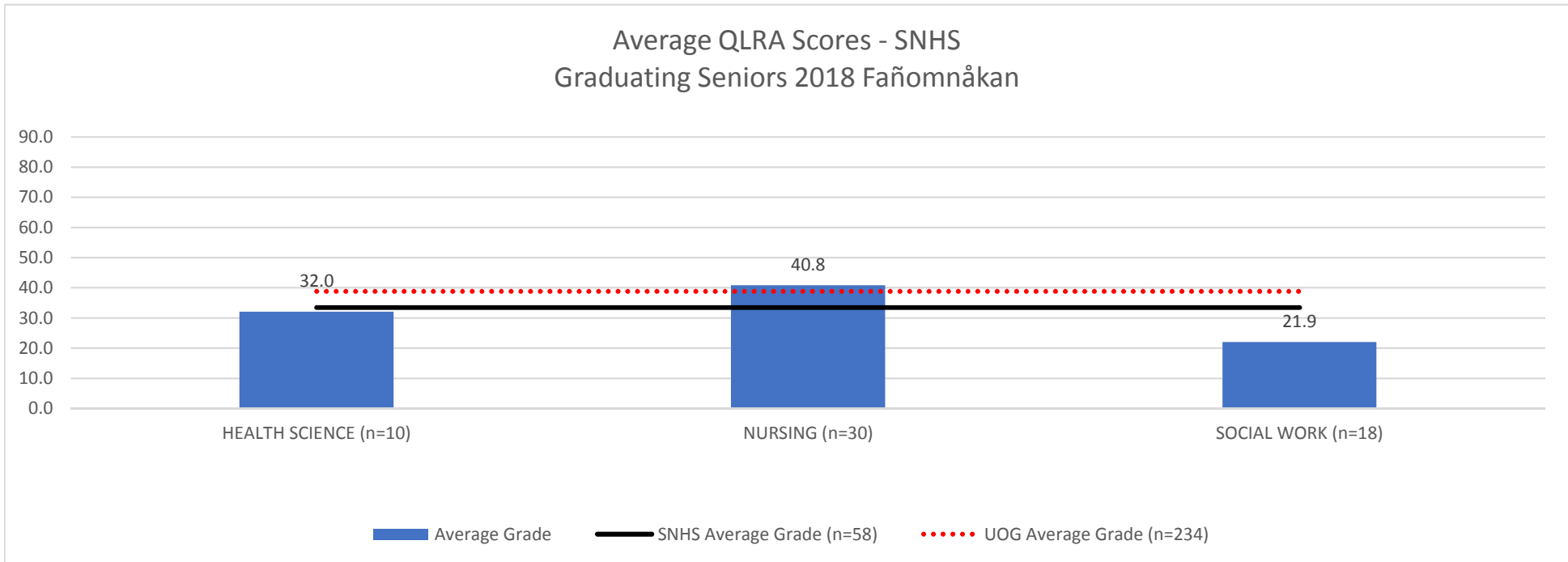
| MAJOR | AVERAGE GRADE | STDEV |
|-------------------------------------|---------------|-------|
| ACCOUNTING (n=12) | 45.8 | 22.5 |
| BUSINESS ADMINISTRATION (UG) (n=49) | 33.8 | 12.8 |
| CRIMINAL JUSTICE (n=15) | 32.3 | 13.3 |
| PUBLIC ADMIN (n=4) | 32.5 | 14.4 |
| SBPA (n=80) | 35.3 | 15.2 |
| UOG TOTAL (n=234) | 38.8 | 18.1 |





2018 Fañomnåkan Quantitative Literacy and Reasoning Assessment Average Scores by Major (SNHS)

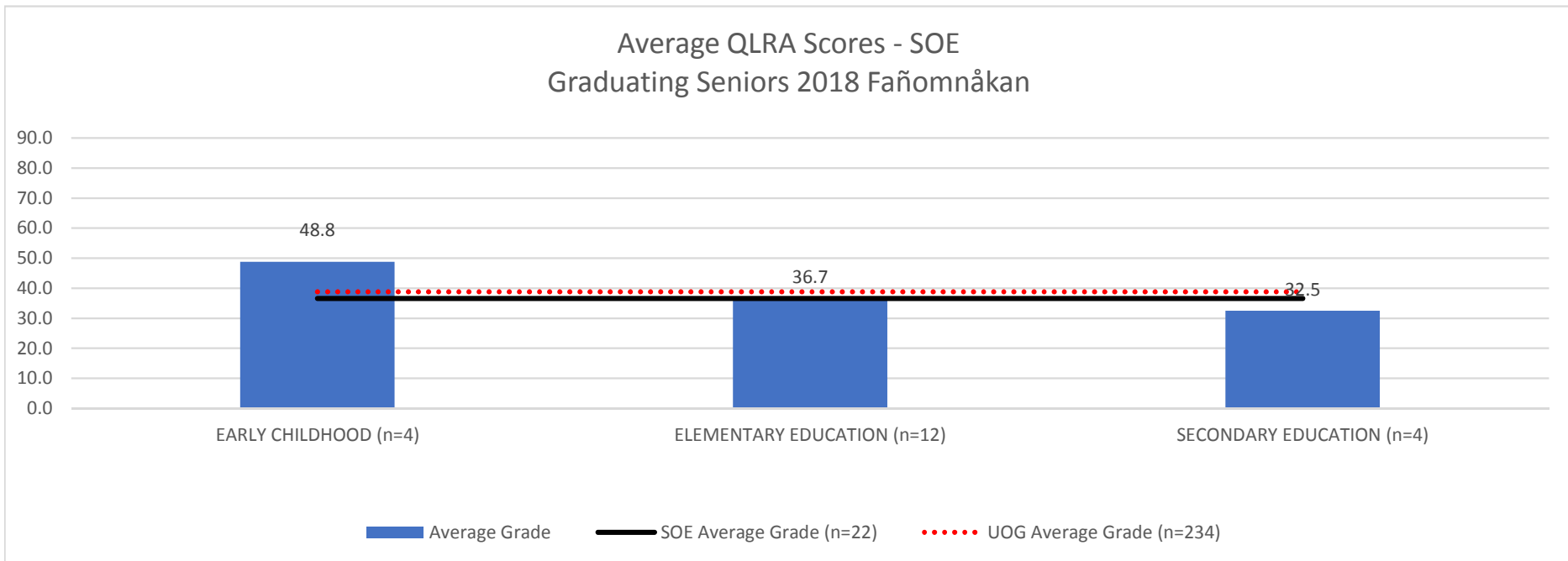
| MAJOR | AVERAGE GRADE | STDEV |
|-----------------------|---------------|-------|
| HEALTH SCIENCE (n=10) | 32.0 | 14.0 |
| NURSING (n=30) | 40.8 | 16.5 |
| SOCIAL WORK (n=18) | 21.9 | 10.6 |
| SNHS (n=58) | 33.4 | 16.5 |
| UOG TOTAL (n=234) | 38.8 | 18.1 |





2018 Fañomnåkan Quantitative Literacy and Reasoning Assessment Average Scores by Major (SOE)

| MAJOR | AVERAGE GRADE | STDEV |
|------------------------------------|---------------|-------|
| EARLY CHILDHOOD (n=4) | 48.8 | 22.5 |
| ELEMENTARY EDUCATION (n=12) | 36.7 | 13.5 |
| PHYSICAL EDUC/ SCHOOL HEALTH (n=2) | * | |
| SECONDARY EDUCATION (n=4) | 32.5 | 16.6 |
| SOE (n=22) | 36.6 | 16.3 |
| UOG TOTAL (n=234) | 38.8 | 18.1 |



*Not enough data to report

Source: Quantitative Literacy and Reasoning Assessment Results; Moodle



University of Guam
Unibetsedât Guahan
Office of Institutional Effectiveness
UOG Station
Mangilao, GU 96923

ACADEMIC & STUDENT AFFAIRS
Office of Institutional Effectiveness

December 18, 2017

«AddressBlock»

Dear «FIRST» «LAST»,

Hafa Adai and congratulations on your upcoming graduation! *We need your assistance!* As specified in the UOG catalog and website, the University established the following expected student learning outcomes for all its students who receive a degree from the University of Guam:

- Mastery of critical thinking and problem solving
- Mastery of quantitative analysis
- Effective oral and written communication
- Understanding and appreciation of culturally diverse people, ideas and values in a democratic context
- Responsible use of knowledge, natural resources, and technology
- An appreciation of the arts and sciences
- An interest in personal development and lifelong learning

As an **administrative requirement for your bachelor's degree and to comply with accreditation requirements**, my office will be measuring **critical thinking skills** and **quantitative analysis skills** of graduating seniors.

To measure critical thinking and quantitative analysis, we will be using the Internet-based California Critical Thinking Skills Test (CCTST) and the Quantitative Literacy and Reasoning Assessment (QLRA), respectively. The results from these multiple-choice tests will provide the University with information directly from students to help us improve our curriculum and student success with the mastery of critical thinking and quantitative analysis skills.

Lab 107B and 108A in the Computer Center on campus have been reserved on the following dates for you to choose from to stop in and take the tests:

| <u>Date</u> | <u>Day, Time</u> | <u>Room</u> |
|-----------------------------|---------------------------|-------------------------------|
| January 08-11, 2018 | Monday-Thursday, 9am-6pm | 108A |
| January 12, 2018 | Friday, 9am-5pm | 108A |
| January 13, 2018 | Saturday, 10am-2pm | 107B |
| January 16-18, 2018 | Tuesday-Thursday, 9am-6pm | 107B |
| January 19, 2018 | Friday, 9am-5pm | 107B |
| January 20, 2018 | Saturday, 10am-2pm | 107B |
| January 22-25, 2018 | Monday-Thursday, 9am-6pm | 108A (Jan 22)/107B (Jan23-25) |
| January 26, 2018 | Friday, 9am-5pm | 107B |
| January 27, 2018 | Saturday, 10am-2pm | 107B |
| January 29-February 1, 2018 | Monday-Thursday, 9am-6pm | 107B |
| February 2, 2018 | Friday, 9am-5pm | 107B |

T: +1 671.735.2646 F: +1 671.734.3636 W: www.uog.edu
Jesus and Eugenia Leon Guerrero Business and Public Administration Building
Mailing Address: 303 University Drive UOG Station Mangilao, Guam 96913

The University of Guam is a U.S. Land Grant Institution accredited by the Western Association of Schools and Colleges Senior College and University Commission and is an equal opportunity employer and provider.



University of Guam
Unibetsedât Guahan
Office of Institutional Effectiveness
UOG Station
Mangilao, GU 96923

ACADEMIC & STUDENT AFFAIRS
Office of Institutional Effectiveness

| | | |
|----------------------|--------------------------|------|
| February 3, 2018 | Saturday, 10am-2pm | 107B |
| February 5-8, 2018 | Monday-Thursday, 9am-6pm | 108A |
| February 9, 2018 | Friday, 9am-5pm | 107B |
| February 10, 2018 | Saturday, 10am-2pm | 107B |
| February 12-15, 2018 | Monday-Thursday, 9am-6pm | 107B |
| February 16, 2018 | Friday, 9am-5pm | 107B |
| February 17, 2018 | Saturday, 10am-2pm | 107B |

Choose from among these dates to come to the Computer Center and expect to stay for 50-55 minutes for each test. To avoid test fatigue, we **highly recommend** taking each test on a separate date as we ask for your earnest effort for both tests. For control purposes, **a photo ID is required**.

CCTST: Using the Internet, we will have you log into the test via Insight Assessment then you will be asked a series of multiple choice questions within a 45-minute time allotment.

QLRA: Using your Moodle account, you will log into the test then be asked a series of multiple choice questions within a 50-minute time allotment. The use of a calculator and scratch paper is permitted.

Please note: You will need to know your Student ID number¹ and have access to your Moodle Account.

Individual results will be **confidential** and will not be publicly reported, although you will receive a printout of your CCTST results at the end of the test so that you will know how you scored. The results of this test **will not** be used to influence or impact any grade for any of the classes you are taking. Taking this test is an **administrative requirement for graduation** but we do ask that you extend your best effort and attention when taking this test.

More information about the CCTST is available at www.insightassessment.com

More information about the QLRA is available at <http://serc.carleton.edu/qlra/index.html>

If you have any questions about this study or our interest in using the results, please e-mail Trini Macduff at macdufft@triton.uog.edu or call 735-2646.

Thank you very much for participating in this study.

Biba UOG!

Deborah Leon Guerrero
Assistant Vice President for Institutional Effectiveness
University of Guam

¹ Your Student ID number is printed on your UOG Student ID card

T: +1 671.735.2646 F: +1 671.734.3636 W: www.uog.edu
Jesus and Eugenia Leon Guerrero Business and Public Administration Building
Mailing Address: 303 University Drive UOG Station Mangilao, Guam 96913